

# Floor Standing Enclosures Steel Range | Stainless Steel Combinable, single door | MCSS

IP 55 | TYPE 12, 13 | IK 10



# 01

Floor Standing Enclosures

1

**Material:**

AISI 304L pre-grained stainless steel / AISI 316L. Frame: 1.5 mm. Door: 2 mm. Rear, roof and side panels: 1.5 mm. Bottom plates: 1.5 mm stainless steel. Mounting plate: 3 mm galvanized steel.

**Frame:**

Seam welded reversed open profiles with 25 mm hole pattern, according to DIN 43660.

**Door:**

Mounted with four hinges allowing left or right hand opening. Including door frame with 25 mm hole pattern.

**Rear panel:**

Fitted by M6 torx screws. Standard facilities for rear door mounting.

**Side panels:**

Supplied as an accessory.

**Roof panel:**

Removable.

**Lock:**

Españolette 4-point locking system. Does not interfere with the enclosure inner space. Standard double-bit 3 mm insert. Standard inserts, cylinders, lift handles and T-handle are available as accessories.

**Bottom plates:**

One piece bottom plate, with injected polyurethane gasket to ensure maximum sealing.

**Mounting plate:**

Double folded and slides into position. Adjustable in depth by steps of 25 mm, with the MPD02 accessory. Mounting plate is supplied, attached on the outside of the enclosure packaging.

**Earthing:**

All panels are earthed through their fittings and are equipped with a separate earthing stud.

**Finish:**

400 pre-grained stainless steel.

**Protection:**

Corresponds with IP 55 | TYPE 12, 13 | IK 10.

**Mounting requirements:**

Standard delivery ready for combined installation. For stand-alone installation, add side panels.

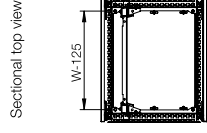
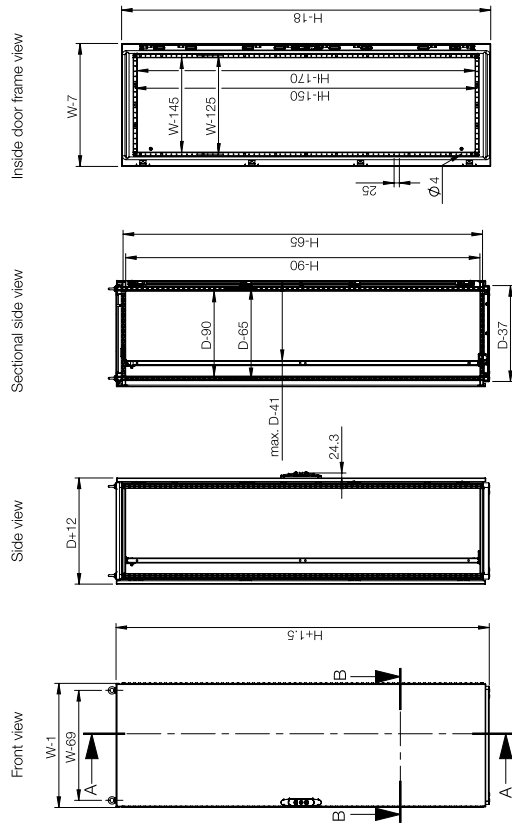
**Delivery:**

Frame with fitted door, rear panel, roof panel, bottom plate, mounting plate and door frame. Delivery also includes earthing bolts. Delivered on a pallet, which is identical to the width of the enclosure to allow baying without removal. All packing material is recyclable.

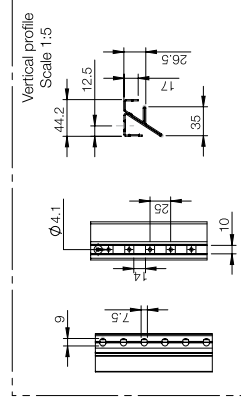
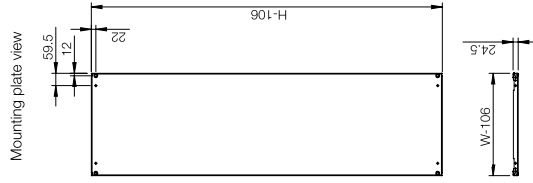
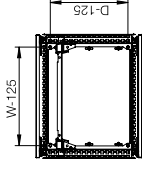


IP 55 | TYPE 12, 13 | IK 10

Enclosure dimensions		Mounting plate dimensions			Item no.
H	W	h	w	D	
1800	600	1694	494	500	MCSS18065
1800	600	1694	494	500	MCSS18065-316
1800	800	1694	694	500	MCSS18085
1800	800	1694	694	500	MCSS18085-316
1800	1000	1694	894	500	MCSS18105
1800	1000	1694	894	500	MCSS18105-316
2000	600	1894	494	600	MCSS20066
2000	600	1894	494	600	MCSS20066-316
2000	800	1894	694	600	MCSS20086
2000	800	1894	694	600	MCSS20086-316
2000	1000	1894	894	600	MCSS20106
2000	1000	1894	894	600	MCSS20106-316



Sectional top view (without bottom plates)



Enclosure	Mounting						Side mounting bar		
	H	W	D	Mounting plate	Wide mounting plate *	Transversal sliding profiles		Mounting profiles (1P) **	Brackets for fixing 19" mounting profiles
MCSS18065	1800	600	500	MP1806	MPW1806	MTS600	CIP38	CIB600	CMB502
MCSS18085	1800	800	500	MP1808	MPW1808	MTS800	CIP38	CIB800	CMB502
MCSS18105	1800	1000	500	MP1810	MPW1810	MTS1000	-	-	CMB502
MCSS20066	2000	600	600	MP2006	MPW2006	MTS600	CIP42	CIB600	CMB602
MCSS20086	2000	800	600	MP2008	MPW2008	MTS800	CIP42	CIB800	CMB602
MCSS20106	2000	1000	600	MP2010	MPW2010	MTS1000	-	-	CMB602

\* MTS is required  
\*\* CIB, CID or CIWR are required.

Enclosure	Fixing						
	H	W	D	Front/rear plinths (100 mm height)	Plinth side panels (100 mm height)	Front/rear plinths (200 mm height)	Plinth side panels (200 mm height)
MCSS18065	1800	600	500	PFS1060	PSS1060	PFS2060	PSS2060
MCSS18085	1800	800	500	PFS1080	PSS1080	PFS2080	PSS2080
MCSS18105	1800	1000	500	PFS1100	PSS1060	PFS2100	PSS2060
MCSS20066	2000	600	600	PFS1060	PSS1060	PFS2060	PSS2060
MCSS20086	2000	800	600	PFS1080	PSS1060	PFS2080	PSS2060
MCSS20106	2000	1000	600	PFS1100	PSS1060	PFS2100	PSS2060

Enclosure	Mounting						Outer mounting profile, in D		
	H	W	D	Mounting profile, in H	Mounting profile, in W	Click in profile, in W		Click in profile, in D	Outer mounting profile, in W
MCSS18065	1800	600	500	CLPF1800	CLPF600	CLPK600	CLPK600	CLP6600	CLP6500
MCSS18085	1800	800	500	CLPF1800	CLPF600	CLPK600	CLPK600	CLP6600	CLP6500
MCSS18105	1800	1000	500	CLPF1800	CLPF600	CLPK600	CLPK600	CLP6600	CLP6500
MCSS20066	2000	600	600	CLPF2000	CLPF600	CLPK600	CLPK600	CLP6600	CLP6600
MCSS20086	2000	800	600	CLPF2000	CLPF600	CLPK600	CLPK600	CLP6600	CLP6600
MCSS20106	2000	1000	600	CLPF2000	CLPF600	CLPK600	CLPK600	CLP6600	CLP6600

Enclosure	Mounting						Cable					
	H	W	D	Mounting profile, in H	Mounting profile, in W	Plain door *		Glazed door *	Inner door	Side panels	Baying	Segregation plate **
MCSS18065	1800	600	500	DNSS1806	DNSS1806	DNSS1806	DNSS1806	DI1806RS	SPMS1805	SPDS1805	SPDS1805	CAB600
MCSS18085	1800	800	500	DNSS1808	DNSS1808	DNSS1808	DNSS1808	DI1808RS	SPMS1805	SPDS1805	SPDS1805	CAB800
MCSS18105	1800	1000	500	DNSS1810	DNSS1810	DNSS1810	DNSS1810	DI1808RS	SPMS1805	SPDS1805	SPDS1805	CAB1000
MCSS20066	2000	600	600	DNSS2006	DNSS2006	DNSS2006	DNSS2006	DI2006RS	SPMS2006	SPDS2006	SPDS2006	CAB600
MCSS20086	2000	800	600	DNSS2008	DNSS2008	DNSS2008	DNSS2008	DI2006RS	SPMS2006	SPDS2006	SPDS2006	CAB800
MCSS20106	2000	1000	600	DNSS2010	DNSS2010	DNSS2010	DNSS2010	DI2006RS	SPMS2006	SPDS2006	SPDS2006	CAB1000

\* DNMS is required for each additional door.  
\*\* CCJ is required.

Enclosure	Mounting						Outer mounting profile, in D		
	H	W	D	Mounting profile, in H	Mounting profile, in W	Click in profile, in W		Click in profile, in D	Outer mounting profile, in W
MCSS18065	1800	600	500	CLPF1800	CLPF600	CLPK600	CLPK600	CLP6600	CLP6500
MCSS18085	1800	800	500	CLPF1800	CLPF600	CLPK600	CLPK600	CLP6600	CLP6500
MCSS18105	1800	1000	500	CLPF1800	CLPF600	CLPK600	CLPK600	CLP6600	CLP6500
MCSS20066	2000	600	600	CLPF2000	CLPF600	CLPK600	CLPK600	CLP6600	CLP6600
MCSS20086	2000	800	600	CLPF2000	CLPF600	CLPK600	CLPK600	CLP6600	CLP6600
MCSS20106	2000	1000	600	CLPF2000	CLPF600	CLPK600	CLPK600	CLP6600	CLP6600

Enclosure	Fixing						Swing frame transversal support bars
	H	W	D	Full height swing frame *	Swing frame middle mounted	Swing frame side mounted *	
MCSS18065	1800	600	500	ESFC366	ESFM368	ESFB06	ESFB06
MCSS18085	1800	800	500	ESFC366	ESFM368	ESFB08	ESFB08
MCSS18105	1800	1000	500	ESFC366	ESFM368	ESFB10	ESFB10
MCSS20066	2000	600	600	ESFC406	ESFM408	ESFB06	ESFB06
MCSS20086	2000	800	600	ESFC406	ESFM408	ESFB08	ESFB08
MCSS20106	2000	1000	600	ESFC406	ESFM408	ESFB10	ESFB10

\* ESFB is required.

Enclosure	Mounting						Outer mounting profile, in D		
	H	W	D	Mounting profile, in H	Mounting profile, in W	Click in profile, in W		Click in profile, in D	Outer mounting profile, in W
MCSS18065	1800	600	500	CLPF1800	CLPF600	CLPK600	CLPK600	CLP6600	CLP6500
MCSS18085	1800	800	500	CLPF1800	CLPF600	CLPK600	CLPK600	CLP6600	CLP6500
MCSS18105	1800	1000	500	CLPF1800	CLPF600	CLPK600	CLPK600	CLP6600	CLP6500
MCSS20066	2000	600	600	CLPF2000	CLPF600	CLPK600	CLPK600	CLP6600	CLP6600
MCSS20086	2000	800	600	CLPF2000	CLPF600	CLPK600	CLPK600	CLP6600	CLP6600
MCSS20106	2000	1000	600	CLPF2000	CLPF600	CLPK600	CLPK600	CLP6600	CLP6600

# Floor Standing Enclosures Steel Range | Stainless Steel Combinable, double door | MCDS

IP 55 | TYPE 12, 13 | IK 10



# 01

Floor Standing Enclosures

1

**Material:**

AISI 304L pre-grained stainless steel / AISI 316L. Frame: 1.5 mm. Door: 2 mm. Rear, roof and side panels: 1.5 mm. Bottom plates: 1.5 mm stainless steel. Mounting plate: 3 mm galvanized steel.

**Frame:**

Seam welded reversed open profiles with 25 mm hole pattern, according to DIN 43660.

**Door:**

Mounted with four hinges, including door frame with 25 mm hole pattern. Doors cannot be reversed. Separate doors to be ordered for left hand door locking.

**Rear panel:**

Fitted by M6 torx screws. Standard facilities for rear door mounting. Split rear panels in 1600 mm wide enclosures.

**Side panels:**

Supplied as an accessory.

**Roof panel:**

Removable.

**Lock:**

Espagnolette 4-point locking system in the main door and 2-point locking system in the slave door. Standard double-bit lock with 3 mm insert. Standard inserts, cylinders, lift handles and T-handle are available as accessories.

**Bottom plates:**

Two piece bottom plate in 1200 mm width, with injected polyurethane gasket to ensure maximum sealing.

**Mounting plate:**

Double folded and adjustable in depth by steps of 25 mm, with the MPD02 accessory. Mounting plate is delivered, attached on the outside of the enclosure packaging.

**Earthing:**

All panels are earthed through their fittings and are equipped with a separate earthing stud.

**Finish:**

400 pre-grained stainless steel.

**Protection:**

Complies with IP 55 | TYPE 12, 13 | IK 10.

**Mounting requirements:**

Standard delivery ready for combined installation. For stand-alone installation, add side panels.

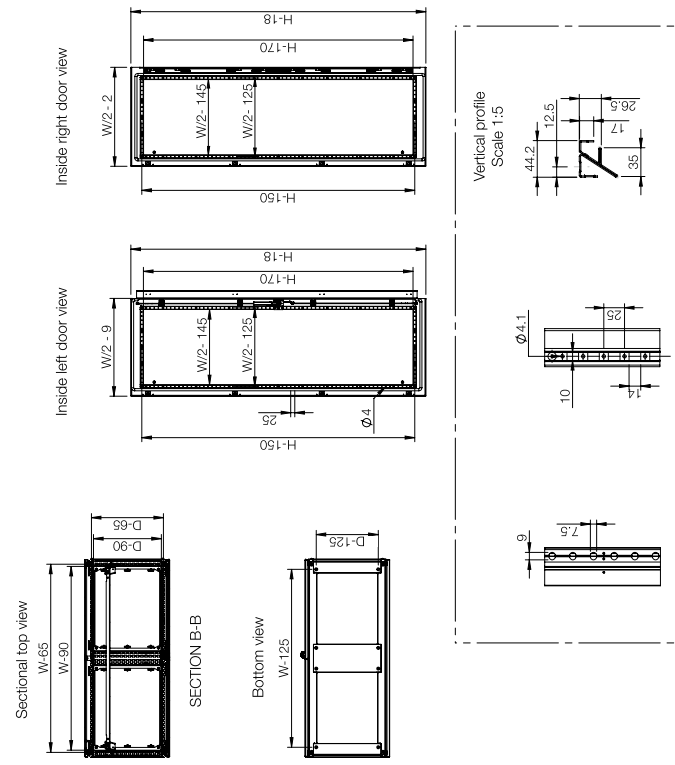
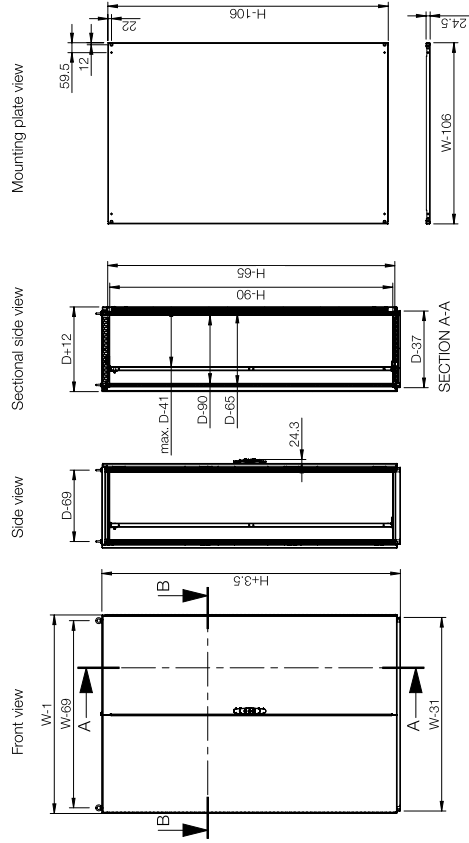
**Delivery:**

Frame with fitted doors, rear panel, roof panel, bottom plates, mounting plate and door frame. Delivery also includes earthing bolts. Delivered on a pallet which is identical to the width of the enclosure to allow baying without removal. Packing material is recyclable.





Enclosure dimensions		Mounting plate dimensions			Item no.
H	W	D	h	w	
1800	1000	500	1694	894	MCDS18105
1800	1000	500	1694	894	MCDS18105-316
1800	1200	500	1694	1094	MCDS18125
1800	1200	500	1694	1094	MCDS18125-316
2000	1200	600	1894	1094	MCDS20126
2000	1200	600	1894	1094	MCDS20126-316



Enclosure	Mounting										
	H	W	D	Mounting plate	Wide mounting plate*	Transversal sliding profiles	Mounting profile, in H	Mounting profile, in W	Mounting profile, in D	Outer mounting profile, in W	Outer mounting profile, in D
MCDST18105	1800	1000	500	MP1810	MPW1810	MTS1000	CLPF1800	CLFF1000	CLPF500	CLP01000	CLPG500
MCDST18125	1800	1200	500	MP1812	MPW1812	MTS1200	CLPF1800	CLFF1200	CLPF500	CLP01200	CLPG500
MCDSS20126	2000	1200	600	MP2012	MPW2012	MTS1200	CLPF2000	CLFF1200	CLPF500	CLP01200	CLPG600

\* MTS is required

Enclosure	Fixing						
	H	W	D	Front/rear plinths (100 mm height)	Plinth side panels (100 mm height)	Front/rear plinths (200 mm height)	Plinth side panels (200 mm height)
MCDST18105	1800	1000	500	PFS1100	PSS1050	PFS2100	PSS2050
MCDST18125	1800	1200	500	PFS1120	PSS1050	PFS2120	PSS2050
MCDSS20126	2000	1200	600	PFS1120	PSS1060	PFS2120	PSS2060

Enclosure	Mounting					
	H	W	D	Click in profile, in W	Click in profile, in D	Side mounting bar
MCDST18105	1800	1000	500	CLPK1000	CLPK500	CM8502
MCDST18125	1800	1200	500	CLPK1200	CLPK500	CM8502
MCDSS20126	2000	1200	600	CLPK1200	CLPK600	CM8602

Enclosure	Doors				Baying	Cable		
	H	W	D	Plain door, left *			Plain door, right *	Side panels
MCDST18105	1800	1000	500	DNSS1810L	DNSS1810R	SPMST1805	SPDS1805	CAB1000
MCDST18125	1800	1200	500	DNSS1812L	DNSS1812R	SPMST1805	SPDS1805	CAB1200
MCDSS20126	2000	1200	600	DNSS2012L	DNSS2012R	SPMST2006	SPDS2006	CAB1200

\* DNMS is required for each additional door.  
\*\* CCJ is required.

# Floor Standing Enclosures Steel Range | Stainless Steel Combinable, single door | MCSS-HP

IP 66 | TYPE 4X, 12, 13 | IK 10



# 01

Floor Standing Enclosures

1

**Material:**

AISI 304L pre-grained stainless steel / AISI 316L. Frame: 1.5 mm. Door: 2 mm. Rear, roof and side panels: 1.5 mm. Bottom plates: 1.5 mm stainless steel. Mounting plate: 3 mm galvanized steel.

**Frame:**

Seam welded reversed open profiles with 25 mm hole pattern, according to DIN 43660. Including integrated external hole pattern.

**Door:**

Mounted with four hinges, allowing left or right hand opening. Including door frame with 25 mm hole pattern.

**Rear panel:**

Fitted by M6 torx screws. Standard facilities for rear door mounting.

**Side panels:**

Supplied as an accessory.

**Roof panel:**

Removable.

**Lock:**

Espagnolette 4-point locking system. Does not interfere with the enclosure inner space. Standard double-bit lock with 3 mm insert. Standard inserts, cylinders, lift handles and Handles are available as accessories.

**Bottom plates:**

One piece bottom plate, with injected polyurethane gasket to ensure maximum sealing.

**Mounting plate:**

Double folded and slides into position. Adjustable in depth by steps of 25 mm, with the MPD02 accessory. Mounting plate is supplied, attached on the outside of the enclosure packaging.

**Earthing:**

All panels are earthed through their fittings and are equipped with a separate earthing stud.

**Finish:**

400s pre-grained stainless steel (0.5 microns average).

**Protection:**

Complies with IP 66 | TYPE 4X, 12, 13 | IK 10.

**Mounting requirements:**

For stand-alone installation, add side panels. For combined installation, HPPG01 and baying brackets, CCI and CCM are required.

**Delivery:**

Frame with fitted door, rear panel, roof panel, bottom plate, mounting plate and door frame. Delivery also includes earthing bolts. Delivered on a pallet, which is identical to the width of the enclosure to allow baying without removal. All packing material is recyclable.



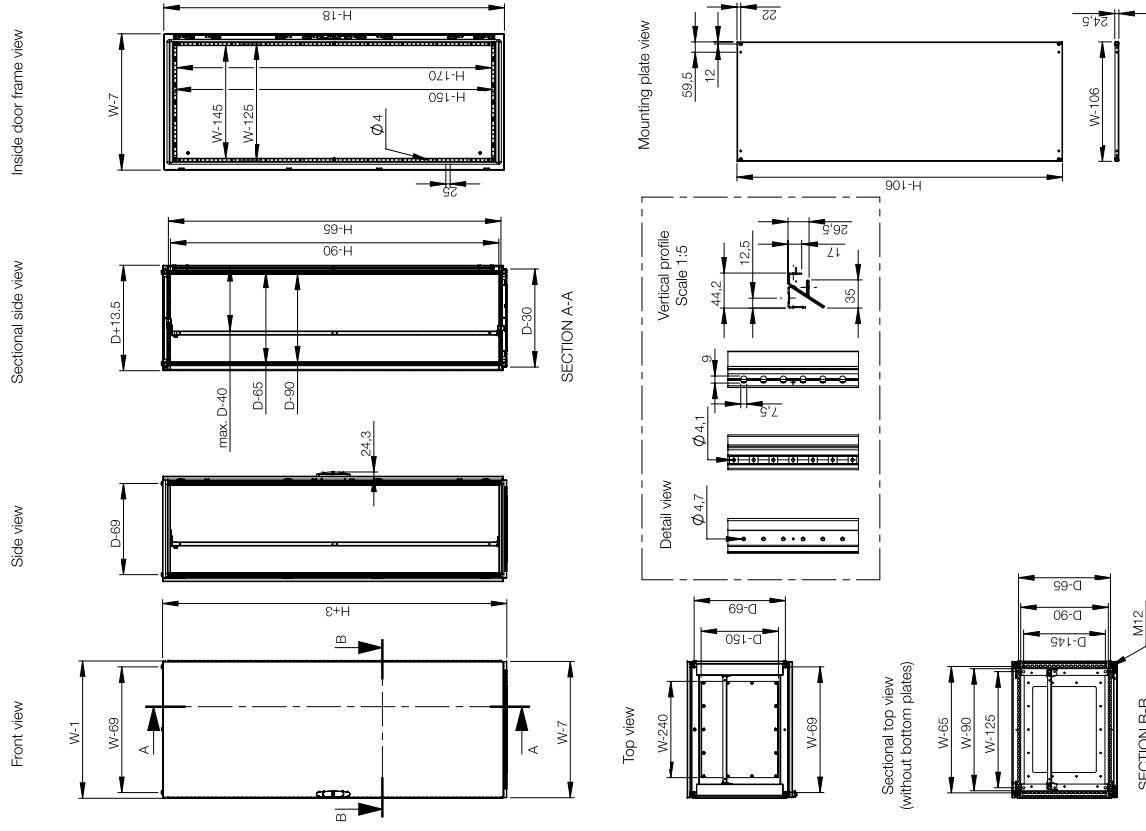
## IP 66 | TYPE 4X, 12, 13 | IK 10

Enclosure dimensions		Mounting plate dimensions		Usable depth		Item no.
H	W	D	h	w	d	
2000	800	600	1894	694	559	MCSS20086HP

\*Other dimensions available on request. Special side panel is required if depth is greater than 700 mm.



## Dimensional drawing | MCSS-HP



# Floor Standing Enclosures

## Steel Range | Stainless Steel

### Compact, single door | EKSS

IP 66 | TYPE 4X, 12, 13 | IK 10



# 01

Floor Standing Enclosures

1

**Material:**

AISI 304 pre-grained stainless steel / AISI 316L. Body and removable rear panel: 1.5 mm. Door: 2 mm. Bottom plate: 1.5 mm. Mounting plate: 3 mm galvanized steel.

**Body:**

One piece enclosure body. Integrated depth profiles with hole pattern, allowing mounting plate adjustable in depth.

**Door:**

Surface mounted with 4 hinges allowing left or right hand opening. Including door frame with 25 mm hole pattern and earthing studs.

**Rear panel:**

Fitted by M6 torx screws. Standard facilities for rear door mounting.

**Lock:**

External espagnolette 4-point locking system. Standard fitted double-bit 3 mm insert. Standard inserts, cylinders, lift handles and T handles are available as accessories.

**Bottom plates:**

One piece bottom plate, with injected polyurethane gasket to ensure maximum sealing.

**Mounting plate:**

Double folded and slides into position. Adjustable in depth by steps of 25 mm with the MPD02 accessory. Mounting plate is supplied, attached on the outside of the enclosure packaging.

**Earthing:**

Door is equipped with separate welded earthing studs and earthing to the frame can be accomplished by using the ECF.

**Finish:**

400 pre-grained stainless steel.

**Protection:**

Complies with IP 66 | TYPE 4X, 12, 13 | IK 10.

**Delivery:**

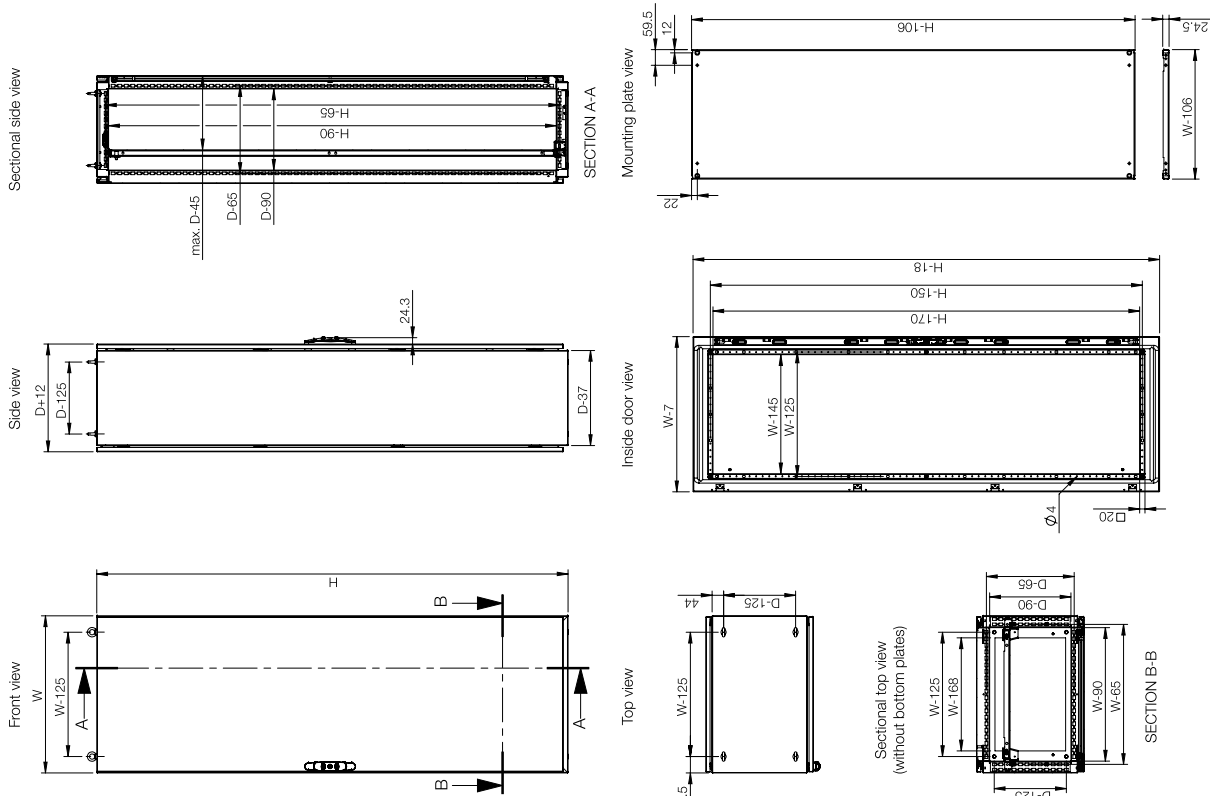
One piece body with fitted door, bottom plate and mounting plate, including door earthing studs. Delivered on a pallet which is identical to the width of the enclosure. Mounting plate is attached to the outside of the enclosure packaging. All the packing material is recyclable.



IP 66 | TYPE 4X, 12, 13 | IK 10

Dimensional drawing | EKSS

Enclosure dimensions		Mounting plate dimensions			Item no.
H	W	D	h	w	
1400	800	400	1294	694	EKSS14084
1400	800	400	1294	694	EKSS14084-316
1600	600	400	1494	494	EKSS16064
1600	600	400	1494	494	EKSS16064-316
1600	800	400	1494	694	EKSS16084
1600	800	400	1494	694	EKSS16084-316
1600	1000	400	1494	894	EKSS16104
1600	1000	400	1494	894	EKSS16104-316
1800	600	400	1694	494	EKSS18064
1800	600	400	1694	494	EKSS18064-316
1800	800	400	1694	694	EKSS18084
1800	800	400	1694	694	EKSS18084-316
1800	1000	400	1694	894	EKSS18104
1800	1000	400	1694	894	EKSS18104-316
2000	800	400	1894	694	EKSS20084
2000	800	400	1894	694	EKSS20084-316
2000	1000	400	1894	894	EKSS20104
2000	1000	400	1894	894	EKSS20104-316





Enclosure	Mounting										
	H	W	D	Mounting plate	Mounting profile, in H	Mounting profile, in W	Mounting profile, in D *	Click in profile, in W *	Click in profile, in D	Side mounting bar	Outer mounting profile, in W
EKSS14084	1400	800	400	MP1408	CLPF1400	CLPF800	CLPF400	CLPK800	CLPK400	CM8402	CLP0800
EKSS16064	1600	600	400	MP1606	CLPF1600	CLPF600	CLPF400	CLPK600	CLPK400	CM8402	CLP0600
EKSS16084	1600	800	400	MP1608	CLPF1600	CLPF800	CLPF400	CLPK800	CLPK400	CM8402	CLP0800
EKSS16104	1600	1000	400	MP1610	CLPF1600	CLPF1000	CLPF400	CLPK1000	CLPK400	CM8402	CLP1000
EKSS18064	1800	600	400	MP1806	CLPF1800	CLPF600	CLPF400	CLPK600	CLPK400	CM8402	CLP0600
EKSS18084	1800	800	400	MP1808	CLPF1800	CLPF800	CLPF400	CLPK800	CLPK400	CM8402	CLP0800
EKSS18104	1800	1000	400	MP1810	CLPF1800	CLPF1000	CLPF400	CLPK1000	CLPK400	CM8402	CLP1000
EKSS20084	2000	800	400	MP2008	CLPF2000	CLPF800	CLPF400	CLPK800	CLPK400	CM8402	CLP0800
EKSS20104	2000	1000	400	MP2010	CLPF2000	CLPF1000	CLPF400	CLPK1000	CLPK400	CM8402	CLP1000

\* For compact (EKSS/EKDS) the CLPF in depth or a CLPK in width should be used in combination with CAK02 (Profile bracket for compact enclosures).

Enclosure	Mounting									
	H	W	D	Full height swing frame *	Swing frame side mounted *	Swing frame middle mounted *	Swing frame transversal support bars	Mounting profiles (19") **	Brackets for fixing 19" mounting profiles	
EKSS14084	1400	800	400	ESFC276	ESFM278	ESF5278	ESFB08	CIP29	CIB800	
EKSS16064	1600	600	400	ESFC316	ESFM318	ESF5318	ESFB06	CIP33	CIB600	
EKSS16084	1600	800	400	ESFC316	ESFM318	ESF5318	ESFB08	CIP33	CIB800	
EKSS16104	1600	1000	400	ESFC316	ESFM318	ESF5318	ESFB10	CIP38	CIB1000	
EKSS18064	1800	600	400	ESFC366	ESFM368	ESF5368	ESFB06	CIP38	CIB600	
EKSS18084	1800	800	400	ESFC366	ESFM368	ESF5368	ESFB08	CIP38	CIB800	
EKSS18104	1800	1000	400	ESFC366	ESFM368	ESF5368	ESFB10	CIP42	CIB1000	
EKSS20084	2000	800	400	ESFC406	ESFM408	ESF5408	ESFB08	CIP42	CIB800	
EKSS20104	2000	1000	400	ESFC406	ESFM408	ESF5408	ESFB10	-	-	

\* ESFB is required.  
\*\* CIB, CID or CWR are required.

Enclosure	Fixing									
	H	W	D	Front/rear plinths (100 mm height)	Plinth side panels (100 mm height)	Front/rear plinths (200 mm height)	Plinth side panels (200 mm height)	Plinth side panels (200 mm height)		
EKSS14084	1400	800	400	PFS1080	PSS1040	PFS2080	PSS2040	PSS2040		
EKSS16064	1600	600	400	PFS1060	PSS1040	PFS2060	PSS2040	PSS2040		
EKSS16084	1600	800	400	PFS1080	PSS1040	PFS2080	PSS2040	PSS2040		
EKSS16104	1600	1000	400	PFS1100	PSS1040	PFS2100	PSS2040	PSS2040		
EKSS18064	1800	600	400	PFS1060	PSS1040	PFS2060	PSS2040	PSS2040		
EKSS18084	1800	800	400	PFS1080	PSS1040	PFS2080	PSS2040	PSS2040		
EKSS18104	1800	1000	400	PFS1100	PSS1040	PFS2100	PSS2040	PSS2040		
EKSS20084	2000	800	400	PFS1080	PSS1040	PFS2080	PSS2040	PSS2040		
EKSS20104	2000	1000	400	PFS1100	PSS1040	PFS2100	PSS2040	PSS2040		

Enclosure	Doors			Cable
	H	W	D	
EKSS14084	1400	800	400	DNSS1408
EKSS16064	1600	600	400	DNSS1606
EKSS16084	1600	800	400	DNSS1608
EKSS16104	1600	1000	400	DNSS1610
EKSS18064	1800	600	400	DNSS1806
EKSS18084	1800	800	400	DNSS1808
EKSS18104	1800	1000	400	DNSS1810
EKSS20084	2000	800	400	DNSS2008
EKSS20104	2000	1000	400	DNSS2010

\* DNMS is required for each additional door.

# Floor Standing Enclosures Steel Range | Stainless Steel Compact, double door | EKDS

IP 55 | TYPE 12, 13 | IK 10; IP 66 | TYPE 4X (on request)



# 01

Floor Standing Enclosures

1

**Material:**

AISI 304L pre-grained stainless steel / AISI 316L. Body and removable rear panel: 1.5 mm. Door: 2 mm. Bottom Plates: 1.5 mm. Mounting plate: 3 mm.

**Body:**

One piece enclosure body. Integrated depth profiles with hole pattern allowing mounting plate adjustable in depth.

**Door:**

Surface mounted with 4 hinges including door frame with 25 mm hole pattern and earthing studs. Standard doors can not be reversed.

**Rear panel:**

Fitted by M6 torx screws. Standard facilities for rear door mounting. Split rear panels in 1600 mm wide enclosures.

**Lock:**

Espagnolette 4-point locking system in the main door and 2 point locking system in the slave door. Standard double-bit lock with 3 mm insert. Standard inserts, cylinders, lift handles and T-handles are available as accessories.

**Bottom plates:**

One piece bottom plate with injected polyurethane gasket to ensure maximum sealing.

**Earthing:**

Door is equipped with separate welded earthing studs and earthing to the frame can be accomplished by using the ECF.

**Mounting plate:**

Double folded and slides into position. Adjustable in depth by steps of 25 mm. Mounting plate is supplied, attached on the outside of the enclosure packaging. Fitted inside for 1600 mm wide enclosures. For 1600 mm wide, filler plate is included.

**Finish:**

400 pre-grained stainless steel.

**Protection:**

Double door version, complies with IP 55 | TYPE 12, 13 | IK 10. Individual doors with welded vertical divider, complies with IP 66 | TYPE 4X, 12 and 13 | IK 10.

**Delivery:**

One piece body with fitted door and rear panel, bottom plates and mounting plate, including door earthing studs. Delivered on a pallet which is identical to the width of the enclosure to allow suiting without removal. Mounting plate is attached to the outside of the enclosure packaging. All the packing material is recyclable.



**IP 55 | TYPE 12, 13 | IK 10; IP 66 | TYPE 4X (on request)**

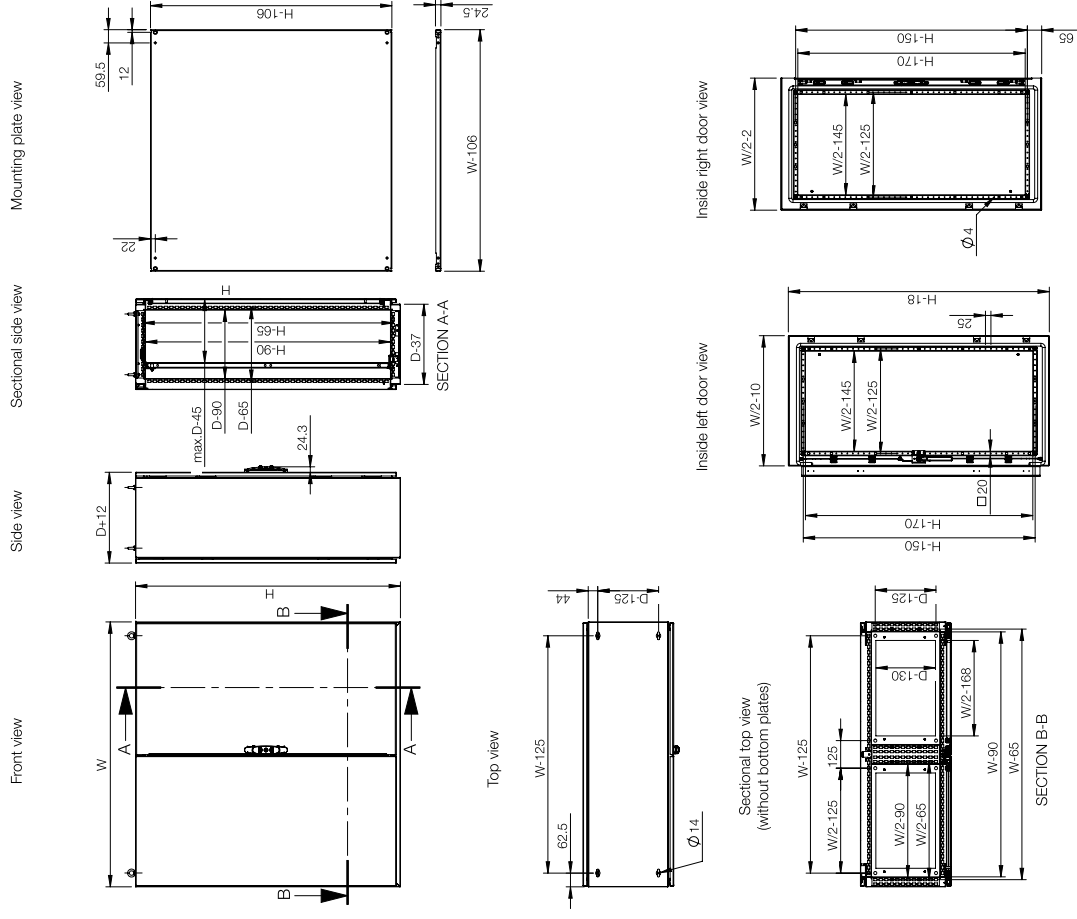
IP 55 | TYPE 12, 13 | IK 10

Enclosure dimensions		Mounting plate dimensions		Item no.
H	W	h	w	
1200	1200	1094	1094	EKDS12124
1200	1200	1094	1094	EKDS12124-316
1600	1200	1494	1094	EKDS16124
1600	1200	1494	1094	EKDS16124-316
1800	1200	1694	1094	EKDS18124
1800	1200	1694	1094	EKDS18124-316
1800	1600	1694	1494	EKDS18164
1800	1600	1694	1494	EKDS18164-316
2000	1200	1894	1094	EKDS20124
2000	1200	1894	1094	EKDS20124-316
2000	1600	1894	1494	EKDS20164
2000	1600	1894	1494	EKDS20164-316

IP 66 | TYPE 4X, 12, 13 | IK 10

Enclosure dimensions		Mounting plate dimensions		Item no.
H	W	h	w	
1200	1200	1094	1094	EKDS12124-4X*
1600	1200	1494	1094	EKDS16124-4X*
1800	1200	1694	1094	EKDS18124-4X*
1800	1600	1694	1494	EKDS18164-4X*
2000	1200	1894	1094	EKDS20124-4X*
2000	1600	1894	1494	EKDS20164-4X*

\*Individual doors with vertical divider version.



Enclosure	Mounting										
	H	W	D	Mounting plate	Mounting profile, in H	Mounting profile, in W	Mounting profile, in D *	Click-in profile, in W	Click-in profile, in D	Side mounting bar	Outer mounting profile, in W
EKDS12124	1200	1200	400	MP1212	CLPF1200	CLPF1200	CLPF400	CLPK1200	CLPK400	CMB402	CLP01200
EKDS16124	1600	1200	400	MP1612	CLPF1200	CLPF1200	CLPF400	CLPK1200	CLPK400	CMB402	CLP01200
EKDS18124	1800	1200	400	MP1812	CLPF1800	CLPF1200	CLPF400	CLPK1200	CLPK400	CMB402	CLP01200
EKDS18164	1800	1600	400	MP1816	CLPF1800	CLPF400	CLPF400	CLPK400	CLPK400	CMB402	CLP01200
EKDS20124	2000	1200	400	MP2012	CLPF2000	CLPF1200	CLPF400	CLPK1200	CLPK400	CMB402	CLP01200
EKDS20164	2000	1600	400	MP2016	CLPF2000	CLPF400	CLPF400	CLPK400	CLPK400	CMB402	CLP01200

\* For compact (EKSS/EKDS) the CLPF in depth or a CLPK in width should be used in combination with CAK02 (Profile bracket for compact enclosures).

Enclosure	Fixing									
	H	W	D	Front/rear plinths (100 mm height)	Plinth side panels (100 mm height)	Front/rear plinths (200 mm height)	Plinth side panels (200 mm height)			
EKDS12124	1200	1200	400	PFS1120	PSS1040	PFS2120	PSS2040			
EKDS16124	1600	1200	400	PFS1120	PSS1040	PFS2120	PSS2040			
EKDS18124	1800	1200	400	PFS1120	PSS1040	PFS2120	PSS2040			
EKDS18164	1800	1600	400	2x PFS1080	PSS1040	2x PFS2080	PSS2040			
EKDS20124	2000	1200	400	PFS1120	PSS1040	PFS2120	PSS2040			
EKDS20164	2000	1600	400	2x PFS1080	PSS1040	2x PFS2080	PSS2040			

Enclosure	Doors				Cable	
	H	W	D	Plain door, left *		Plain door, right *
EKDS12124	1200	1200	400	DNSS1212L	DNSS1212R	CAB1200/2x CAB600
EKDS16124	1600	1200	400	DNSS1612L	DNSS1612R	CAB1200/2x CAB600
EKDS18124	1800	1200	400	DNSS1812L	DNSS1812R	CAB1200/2x CAB600
EKDS18164	1800	1600	400	DNSS1816L	DNSS1816R	2x CAB800
EKDS20124	2000	1200	400	DNSS2012L	DNSS2012R	CAB1200/2x CAB600
EKDS20164	2000	1600	400	DNSS2016L	DNSS2016R	2x CAB800

\* DNMS is required for each additional door.





# 01

## Floor Standing Enclosures

### Steel dedicated accessories

Mounting plates.....	90
Profiles.....	102
Modular system.....	119
19" mounting.....	124
Shelves.....	157
Enclosure fixation.....	160
Full height doors.....	172
Locking.....	188
Interlocking system.....	200
Partial doors.....	204
Baying & Lifting.....	212
Thermal.....	222
Cabling.....	225
Earthing.....	231
Protection.....	233



# Floor Standing Enclosures Steel Range

## Accessories | Mounting plates

### Steel mounting plate, MP

Mild steel, combinable enclosures

MCS / MCD

Required accessories

Page

FIXATION	Required accessories	Page
Flush with frame, MP included in the enclosure	<i>Additional accessories not required</i>	N/A
Flush with frame, MP not included in the enclosure	Mounting plate brackets, <b>MPA04</b>	95
Adjustable in depth, MP included in the enclosure	Adjustment bracket, <b>MPD02</b>	95
Adjustable in depth, MP not included in the enclosure	Mounting plate brackets, <b>MPA06</b>	95
Side mounting plate	Side mounting plate brackets, <b>MPS04</b>	96
Additional mounting plate	Mounting plate brackets, <b>MPA06</b>	95
Back to back mounting plate	Back to back MP brackets, <b>MPBB06</b>	96
Rear fixing	Mounting plate brackets for rear mounting, <b>MPA04R</b> *For enclosures less than 1000 mm wide.	
Rear fixing with +20 mm of useful depth	Mounting plate brackets for rear mounting, <b>MPA04R</b> *For enclosures less than 1000 mm wide.	
Total height mounting plate	Mounting plate hinge kit, <b>MPH01</b> Carrier bars, <b>CB</b>	97 118
Partial height mounting plate	Mounting plate hinge kit, <b>MPH01</b> Carrier bars, <b>CB</b> Mounting profile in depth, <b>CLPK/CLPF</b> , 4 pcs	97 118 112
Fixation reinforcement, for flush mounting	Flush MP reinforcement brackets, <b>MPEF</b>	103
Fixation reinforcement, when no flush mounting	MP reinforcement brackets, <b>MPE</b> Side mounting bars in depth, <b>CMB</b> , 2 pcs	100 116
Mounting plate reinforcement	MP reinforcement profile, <b>MPR</b>	101

Mild steel, compact enclosures

MKS / MKD

Required accessories

Page

Required accessories	Page
<i>Additional accessories not required</i>	N/A
Mounting plate brackets, <b>MPA04</b>	95
Adjustment bracket, <b>MPD02</b>	95
Mounting plate brackets, <b>MPA06</b>	95
Not available	N/A
Mounting plate brackets, <b>MPA06</b>	95
Back to back MP brackets, <b>MPBB06</b>	96
Mounting plate brackets for rear mounting, <b>MPA04R</b> *For enclosures less than 1000 mm wide.	
Mounting plate brackets for rear mounting, <b>MPA04R</b> *For enclosures less than 1000 mm wide.	
Mounting plate hinge kit, <b>MPH01</b> Carrier bars, <b>CB</b>	97 118
Mounting plate hinge kit, <b>MPH01</b> Carrier bars, <b>CB</b> Mounting profile in depth, <b>CLPK/CLPF</b> , 4 pcs	97 118 112
Flush MP reinforcement brackets, <b>MPEF</b> Profile bracket, <b>CAK02</b>	101 114
MP reinforcement brackets, <b>MPE</b> Side mounting bars in depth, <b>CMB</b> , 2 pcs	100 116
MP reinforcement profile, <b>MPR</b>	101

Stainless steel, combinable enclosures

MCSS / MCDS

Required accessories

Page

Required accessories	Page
<i>Additional accessories not required</i>	N/A
Mounting plate brackets, <b>MPA04</b>	95
Adjustment bracket, <b>MPD02</b>	95
Mounting plate brackets, <b>MPA06</b>	95
Side mounting plate brackets, <b>MPS04</b>	96
Mounting plate brackets, <b>MPA06</b>	95
Back to back MP brackets, <b>MPBB06</b>	96
Not available	N/A
Not available	N/A
Mounting plate hinge kit, <b>MPH01</b> Carrier bars, <b>CB</b>	97 118
Mounting plate hinge kit, <b>MPH01</b> Carrier bars, <b>CB</b> Mounting profile in depth, <b>CLPK/CLPF</b> , 4 pcs	97 118 112
Flush MP reinforcement brackets, <b>MPEF</b> Profile bracket, <b>CAK02</b>	101 114
MP reinforcement brackets, <b>MPE</b> Side mounting bars in depth, <b>CMB</b> , 2 pcs	100 116
MP reinforcement profile, <b>MPR</b>	101

Stainless steel, compact enclosures

EKSS / EKDS

Required accessories

Page

Required accessories	Page
<i>Additional accessories not required</i>	N/A
Mounting plate brackets, <b>MPA04</b>	95
Adjustment bracket, <b>MPD02</b>	95
Mounting plate brackets, <b>MPA06</b>	95
Not available	N/A
Mounting plate brackets, <b>MPA06</b>	95
Back to back MP brackets, <b>MPBB06</b>	96
Not available	N/A
Not available	N/A
Mounting plate hinge kit, <b>MPH01</b> Carrier bars, <b>CB</b>	97 118
Mounting plate hinge kit, <b>MPH01</b> Carrier bars, <b>CB</b> Mounting profile in depth, <b>CLPK</b> , 4 pcs	97 118 112
Flush MP reinforcement brackets, <b>MPEF</b> Profile bracket, <b>CAK02</b>	101 114
MP reinforcement brackets, <b>MPE</b> Side mounting bars in depth, <b>CMB</b> , 2 pcs	100 116
MP reinforcement profile, <b>MPR</b>	101



# Floor Standing Enclosures

## Steel Range

### Accessories | Mounting plates

#### Steel mounting plate, MP

	MCS / MCD	Required accessories	Page
<b>BAYED ENCLOSURES</b>	Mounting plate for a continuous mounting surface, flush with the frame	Not available	N/A
	Mounting plate for a continuous mounting surface, not flush with the frame	Filler plate, MPF. One per enclosure joining	97

#### Wide steel mounting plate, MPW

	MCS / MCD	Required accessories	Page
<b>FIXATION</b>	Flush with frame	Not available	N/A
	Adjustable in depth	Transversal sliding profiles, MTS	100
	Mounting plate reinforcement	MP reinforcement profiles, MPWR	101
<b>REINFORCEMENT</b>			

#### Partial steel mounting plate, MPP

	MCS / MCD	Required accessories	Page
<b>FIXATION</b>	Flush with frame	Additional accessories not required	N/A
	Adjustable in depth	Mounting profile in depth, CLPK/CLPF. 4 pcs	112
	Side fixation, flush with the frame	Additional accessories not required	N/A
<b>HINGED</b>	Front fixation adjustable in depth	Mounting plate hinge kit, MPH01 Carrier bars, CB Mounting profile in depth, CLPK/CLPF. 4 pcs	97 118 112
	Side fixation adjustable in depth	Mounting plate hinge kit, MPH01 Carrier bars, CB Mounting profile in width, CLPK/CLPF. 4 pcs	97 118 112

	MKS / MKD	Required accessories	Page
Mild steel, compact enclosures		Not available	N/A
		Not available	N/A
Stainless steel, combinable enclosures	MCSS / MCDS	Not available	N/A
	EKSS / EKDS	Filler plate, MPF. One per enclosure joining	97

	MKS / MKD	Required accessories	Page
Mild steel, compact enclosures		Not available	N/A
		Not available	N/A
		Not available	N/A
Stainless steel, combinable enclosures	MCSS / MCDS	Not available	N/A
	EKSS / EKDS	Transversal sliding profiles, MTS	100
	Required accessories	MP reinforcement profiles, MPWR	101

	MKS / MKD	Required accessories	Page
Mild steel, compact enclosures		Additional accessories not required	N/A
		Mounting profile in depth, CLPK. 4 pcs	112
		Not available	N/A
Stainless steel, combinable enclosures	MCSS / MCDS	Additional accessories not required	N/A
	EKSS / EKDS	Mounting plate hinge kit, MPH01 Carrier bars, CB Mounting profile in depth, CLPK/CLPF. 4 pcs	97 118 112
	Required accessories	Mounting plate hinge kit, MPH01 Carrier bars, CB Mounting profile in width, CLPK/CLPF. 4 pcs	97 118 112

## Floor Standing Enclosures Steel Range

### Accessories | Mounting plates

#### Mounting plates, MP

**Description:**

Standard mounting plate. It can also be mounted on the side of an enclosure by using MPS kit or slid in from the side with the MTS profile. For heavy loads in vibrating environments use mounting plate reinforcement profile MPR and MPE or MPEF brackets.

**Material:**

3 mm galvanized steel.

**Pack quantity:**

1 piece.

**Maximum load:**

6000 N.

**Mounting requirements:**

Use MPA for mounting the MP inside the enclosure. Adjustable in depth with MPD accessory.

For enclosure		Mounting plate dimensions				Item no.
H	W	h	w			
1200	600	1094	494			MP1206
1200	800	1094	694			MP1208
1200	1200	1094	1094			MP1212
1400	600	1294	494			MP1406
1400	800	1294	694			MP1408
1400	1000	1294	894			MP1410
1400	1200	1294	1094			MP1412
1600	600	1494	494			MP1606
1600	800	1494	694			MP1608
1600	1000	1494	894			MP1610
1600	1200	1494	1094			MP1612
1800	400	1694	294			MP1804
1800	500	1694	394			MP1805
1800	600	1694	494			MP1806
1800	800	1694	694			MP1808
1800	1000	1694	894			MP1810
1800	1200	1694	1094			MP1812
2000	400	1894	294			MP2004
2000	500	1894	394			MP2005
2000	600	1894	494			MP2006
2000	800	1894	694			MP2008
2000	1000	1894	894			MP2010
2000	1200	1894	1094			MP2012
2200	600	2094	494			MP2206
2200	800	2094	694			MP2208
2200	1000	2094	894			MP2210
2200	1200	2094	1094			MP2212

500 mm wide mounting plates for side mounting available on request.  
1600 mm wide mounting plates are supplied as two 800 mm wide mounting plates along with a MPF filler plate.



#### Mounting plate brackets, MPA-P

**Description:**

To fix mounting plates in the enclosure, including brackets for depth adjustment in steps of 25 mm. Brackets are needed when an extra mounting plate is required or when the enclosure is ordered without mounting plate (PE).

**Material:**

3 mm zinc plated steel.

**Pack quantity:**

2 top brackets, 2 bottom sliding brackets and 2 adjustment brackets with mounting accessories.

**Item no.**

MPA06

#### Mounting plate brackets for rear mounting, MPA-R

**Description:**

To fix mounting plates to the enclosure from rear. The kit includes brackets for fixing the mounting plate flush with the enclosure frame or set back behind the enclosure frame, adding +20mm of useful depth for mounting components. These brackets are needed when rear fixation is required or when the enclosure is ordered without the mounting plate (PE) as an alternative to MPA06/MPA04. Unmounting from both the front and rear is possible.

**Material:**

3 mm zinc plated steel.

**Pack quantity:**

2 top brackets, 2 bottom brackets, 2 brackets for flushing the mounting plate with the frame and 2 brackets for setting the mounting plate back behind the frame with mounting accessories.

**Description**

MP brackets rear mounting

**Item no.**

MPA04R



#### Mounting plate adjustment brackets, MPD

**Description:**

Brackets to adjust the mounting plate in depth by steps of 25 mm in the enclosure frame.

**Material:**

3 mm zinc plated steel.

**Pack quantity:**

2 brackets with mounting accessories.

**Item no.**

MPD02



## Floor Standing Enclosures Steel Range

### Accessories | Mounting plates

#### Mounting brackets rear fixing, MPA-RF

**Description:** To fix mounting plates in the enclosure. Brackets are needed when an extra mounting plate is required or when the enclosure is ordered without mounting plate (FE).

**Material:** 3 mm zinc plated steel.

**Pack quantity:** 2 top brackets and 2 bottom sliding brackets with mounting accessories.

<b>Item no.</b>	MPA04
-----------------	-------

#### Mounting plate hinge kit, MPH

**Description:** Allows the mounting plate to be opened up to 105°.

**Pack quantity:** 1 complete kit with accessories for one mounting plate.

**Mounting requirements:** Always use in combination with the CB carrier bar.

<b>Item no.</b>	MPH01
-----------------	-------



#### Mounting plate back to back bracket kit, MPBB

**Description:** To mount two mounting plates back to back at any depth within the enclosure's usable space, the position can be adjusted in steps of 25 mm. The space between the mounting plates is less than 10 mm, maximizing the free usable space for customer use.

**Material:** 3 mm zinc plated steel.

**Pack quantity:** 2 top brackets, 4 side brackets, 4 bottom brackets with mounting accessories.

<b>Item no.</b>	MPBB06
-----------------	--------



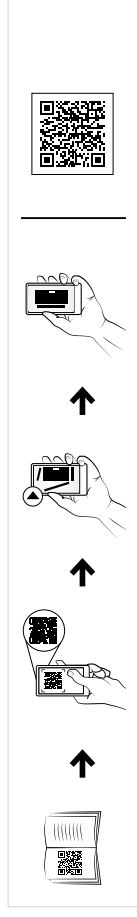
#### Side mounting plate brackets, MPS

**Description:** To mount the standard mounting plate on the side of the enclosure's frame. Provides a mounting surface that is flush with the profiles.

**Material:** 3 mm zinc plated steel.

**Pack quantity:** 4 brackets with mounting accessories.

<b>Item no.</b>	MPS04
-----------------	-------



#### Filler plates, MPF

**Description:** Covers the space between pairs of adjacent mounting plates to provide a continuous working surface, when two enclosures are mounted together.

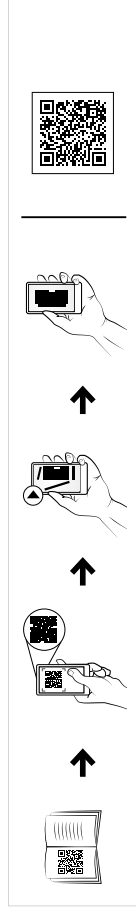
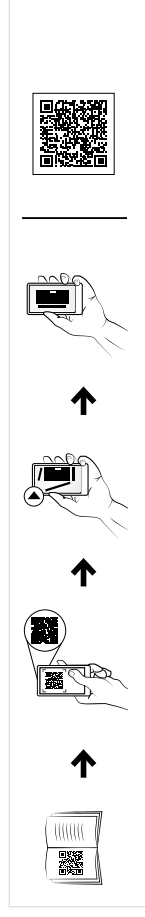
**Material:** 2 mm zinc plated steel.

**Pack quantity:** 1 plate with mounting accessories.

For enclosure		Item no.
H	1800	MPF1800
	2000	MPF2000
	2200	MPF2200



For bays configurations MP002 must be used along with the fixation brackets supplied with the enclosure and mounting plate. MP005 must be used if the enclosure comes without fixation brackets. MPF cannot be used with mounting plates if they are installed in the most rear position.



## Floor Standing Enclosures Steel Range

### Accessories | Mounting plates

#### Partial height mounting plates, MPP

**Description:**

Mounted directly on the enclosure's frame or onto the click-in profiles (CLPK). Special design of the bracket allows one man assembly. Can be mounted in any height or depth position within the 25 mm hole pattern. Appropriate sizes can also be used on the sides of the enclosure.

**Material:**

3 mm galvanized steel.

**Pack quantity:**

1 plate with mounting accessories.

**Mounting requirements:**

Add CLPK for depth adjustment.

**Note:**

MPP can be mounted in both directions.

For enclosure				Mounting plate dimensions				Item no.
H/W	W/H	h/w	w/h	H/W	W/H	h/w	w/h	
400	400	294	294	MPP0404				
400	500	294	394	MPP0405				
600	400	494	294	MPP0604				
600	500	494	394	MPP0605				
600	600	494	494	MPP0606				
600	800	494	694	MPP0608				
600	1000	494	894	MPP0610				
800	400	694	294	MPP0804				
800	500	694	394	MPP0805				
800	800	694	694	MPP0808				
1000	400	894	294	MPP1004				
1000	800	894	694	MPP1008				
1200	400	1094	294	MPP1204				
1200	600	1094	494	MPP1206				

#### Wide mounting plates, MPW

**Description:**

Creates an installation surface over the full width of the enclosure. Easy installation by use of sliding profiles MTS from the side. Nominal width equals the enclosure width. When combining enclosures the MPWs can be connected and slid in as one installation surface. Can not be mounted in the rearmost position.

**Material:**

3 mm galvanized steel.

**Pack quantity:**

1 piece with mounting accessories.

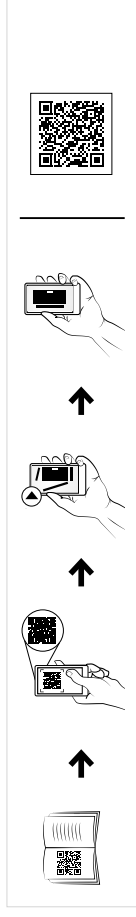
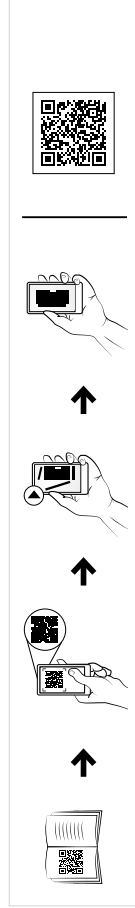
**Mounting requirements:**

Add sliding profiles MTS. MPW fits in combinable enclosures only.

**For enclosure**

H	W	Item no.
1800	500	MPW1805
1800	600	MPW1806
1800	800	MPW1808
1800	1000	MPW1810
1800	1200	MPW1812
1800	1600	MPW1816*
2000	500	MPW2005
2000	600	MPW2006
2000	800	MPW2008
2000	1000	MPW2010
2000	1200	MPW2012
2000	1600	MPW2016*

\* 1600 mm wide mounting plates are supplied as two 800 mm wide mounting plates.



## Floor Standing Enclosures Steel Range

### Accessories | Mounting plates

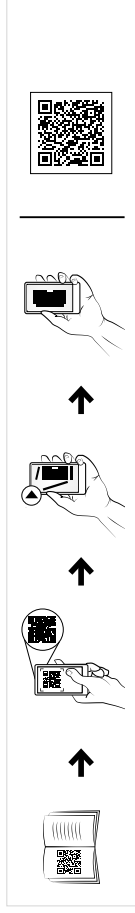
#### Transversal sliding profiles, MTS

**Description:** To be used when installing a wide mounting plate. Adjustable in depth in steps of 25 mm.

**Material:** 3 mm zinc plated steel.

**Pack quantity:** 2 profiles with mounting accessories.

For enclosure		Item no.
W	500	MTS500
	600	MTS600
	800	MTS800
	1000	MTS1000
	1200	MTS1200
	1600	MTS1600



#### Flush mounting plate fixing brackets, MPEF

**Description:** For extra fixing of a heavily equipped mounting plate in the far rear position. Mounted directly to the enclosure frame for extra stability. Easy mounting without drilling. Can be fixed from the front even after the mounting plate is already in position. The combination with an MPR profile is advised.

**Material:** 3 mm zinc plated steel.

**Pack quantity:** 10 pieces with mounting accessories.

Item no.	
	MPEF10



#### Mounting plate reinforcement profiles, MPR

**Description:** Reinforcing a mounting plate (MP) when heavily equipped. For dampening of vibrations and stabilization. Easy mounting without drilling. In order to achieve maximum dampening, fixing of the mounting plate to the profile is advised.

**Material:** 2 mm galvanized steel

**Pack quantity:** 2 profiles with mounting accessories.

For enclosure		Item no.
W	1000	MPR1000
	1200	MPR1200
	1600	MPR1600



#### Mounting plate fixing brackets, MPE


**Description:** For extra support of the mounting plate in the middle, in addition to the normal top and bottom fixing.

**Material:** 3 mm zinc plated steel.

**Pack quantity:** 10 pieces.

**Mounting requirements:** Add CMB profiles.

Item no.	
	MPE10




#### Mounting plate reinforcement profiles, MPWR

**Description:** Reinforcing a wide mounting plate (MPW) when heavily equipped. For dampening of vibrations and stabilization. Easy mounting without drilling. In order to obtain maximum dampening, fixing of the mounting plate to the profile is advised.

**Material:** 2 mm galvanized steel

**Pack quantity:** 2 profiles with mounting accessories.

For enclosure		Item no.
W	1000	MPWR1000
	1200	MPWR1200



# Floor Standing Enclosures Steel Range

## Accessories | Profiles

### Click-in profiles, CLPK

Mild steel, combinable enclosures

MCS / MCD

	Required accessories	Page
<b>FIXATION IN WIDTH</b>		
Full width, flush with the front/rear enclosure frame	Additional accessories not required	N/A
Full width, adjustable in depth	Mounting profile in height, CLPF (2 pcs)	113
Partial width, flush with the front/rear enclosure frame	Mounting profile in height, CLPF (1 pc)	113
Partial width, adjustable in depth	Mounting profile in height, CLPF (2 pcs) Mounting profile in depth, CLPF (2 pcs)	113 113
<b>FIXATION IN DEPTH</b>		
Full depth, flush with the side of the enclosure frame	Additional accessories not required	N/A
Full depth, adjustable in width	Mounting profile in height, CLPF (2 pcs)	113
Partial depth, flush with side enclosure frame	Mounting profile in height, CLPF (1 pc)	113
Partial depth, adjustable in width	Mounting profile in height, CLPF (2 pcs) Mounting profile in width, CLPF (2 pcs)	113 113

Mild steel, compact enclosures

MKS / MKD

Required accessories	Page
Not available	N/A
Not available	N/A
Mounting profile in height, CLPF (2 pcs)	113
Mounting profile in height, CLPF (2 pcs) Mounting profile in depth, CLPF (4 pcs)	113 113
Additional accessories not required	N/A
Mounting profile in height, CLPF (2 pcs)	113
Not available	N/A
Mounting profile in height, CLPF (2 pcs) Mounting profile in width, CLPF (2 pcs)	113 113

Stainless steel, combinable enclosures

MCSS / MCDS

Required accessories	Page
Additional accessories not required	N/A
Mounting profile in height, CLPF (2 pcs)	113
Mounting profile in height, CLPF (1 pc)	113
Mounting profile in height, CLPF (2 pcs) Mounting profile in depth, CLPF (2 pcs)	113 113
Additional accessories not required	N/A
Mounting profile in height, CLPF (2 pcs)	113
Mounting profile in height, CLPF (1 pc)	113
Mounting profile in height, CLPF (2 pcs) Mounting profile in width, CLPF (2 pcs)	113 113

Stainless steel, compact enclosures

EKSS / EKDS

Required accessories	Page
Not available	N/A
Mounting profile in height, CLPF (2 pcs)	113
Mounting profile in height, CLPF (2 pcs)	113
Mounting profile in height, CLPF (2 pcs) Mounting profile in depth, CLPF (4 pcs)	113 113
Additional accessories not required	N/A
Mounting profile in height, CLPF (2 pcs)	113
Mounting profile in height, CLPF (1 pc)	113
Mounting profile in height, CLPF (2 pcs) Mounting profile in width, CLPF (2 pcs)	113 113



## Floor Standing Enclosures Steel Range

### Accessories | Profiles

#### Mounting profile, CLPF

	Mild steel, combinable enclosures	MCS / MCD	Required accessories	Page
<b>FIXATION IN HEIGHT</b>	Full height, flush with the front/rear enclosure frame		<i>Additional accessories not required</i>	N/A
	Full height, flush with the side enclosure frame		<i>Additional accessories not required</i>	N/A
	Full height, adjustable in depth and width		Mounting profile in depth, <b>CLPF</b> (2 pcs)	113
	Partial height, flush with the front/rear enclosure frame		Mounting profile in width, <b>CLPF</b> (1 pc)	113
	Partial height, flush with the side enclosure frame		Mounting profile in depth, <b>CLPF</b> (1 pc)	113
<b>FIXATION IN WIDTH</b>	Partial height, adjustable in depth and width		Mounting profile in width, <b>CLPF</b> (4 pcs) Mounting profile in depth, <b>CLPF</b> (2 pcs)	113 113
	Full width, flush with the front/rear enclosure frame		<i>Additional accessories not required</i>	N/A
	Full width, adjustable in depth and height		Mounting profile in depth, <b>CLPF</b> (2 pcs)	113
<b>FIXATION IN DEPTH</b>	Partial width, flush with the front/rear enclosure frame		Mounting profile in height, <b>CLPF</b> (1 pc)	113
	Partial width, adjustable in depth and height		Mounting profile in depth, <b>CLPF</b> (4 pcs) Mounting profile in height, <b>CLPF</b> (2 pcs)	113 113
	Full depth, flush with the side of the enclosure frame		<i>Additional accessories not required</i>	N/A
	Full depth, adjustable in height		Mounting profile in width, <b>CLPF</b> (2 pcs)	113
	Partial depth, flush with side enclosure frame		Mounting profile in height, <b>CLPF</b> (1 pc)	113
	Partial depth, adjustable in width and height		Mounting profile in width, <b>CLPF</b> (4 pcs) Mounting profile in height, <b>CLPF</b> (2 pcs)	113 113

Mild steel, compact enclosures	MKS / MKD	Required accessories	Page	Stainless steel, combinable enclosures	MCSS / MCDS	Required accessories	Page	Stainless steel, compact enclosures	EKSS / EKDS	Required accessories	Page
		<i>Additional accessories not required</i>	N/A			<i>Additional accessories not required</i>	N/A			<i>Additional accessories not required</i>	N/A
		Not available	N/A			<i>Additional accessories not required</i>	N/A			<i>Additional accessories not required</i>	N/A
		Mounting profile in depth, <b>CLPF</b> (2 pcs)	113			Mounting profile in depth, <b>CLPF</b> (2 pcs)	113			Not available	N/A
		Mounting profile in width, <b>CLPF</b> (1 pc)	113			Mounting profile in width, <b>CLPF</b> (1 pc)	113			Mounting profile in width, <b>CLPF</b> (1 pc)	113
		Click-in profile in depth, <b>CLPK</b> (1 pc)	112			Mounting profile in depth, <b>CLPF</b> (1 pc)	113			Click-in profile in depth, <b>CLPK</b> (1 pc)	112
		Mounting profile in width, <b>CLPF</b> (4 pcs) Mounting profile in depth, <b>CLPF</b> (2 pcs)	113 113			Mounting profile in width, <b>CLPF</b> (4 pcs) Mounting profile in depth, <b>CLPF</b> (2 pcs)	113 113			Mounting profile in width, <b>CLPF</b> (4 pcs) Mounting profile in depth, <b>CLPF</b> (2 pcs)	113 113
		<i>Additional accessories not required</i>	N/A			<i>Additional accessories not required</i>	N/A			<i>Additional accessories not required</i>	N/A
		Click-in profile in depth, <b>CLPK</b> (2 pcs)	112			Mounting profile in depth, <b>CLPF</b> (2 pcs)	113			Click-in profile in depth, <b>CLPK</b> (2 pcs)	112
		Mounting profile in height, <b>CLPF</b> (1 pc)	113			Mounting profile in height, <b>CLPF</b> (1 pc)	113			Mounting profile in height, <b>CLPF</b> (1 pc)	113
		Mounting profile in depth, <b>CLPF</b> (4 pcs) Mounting profile in height, <b>CLPF</b> (2 pcs)	113 113			Mounting profile in depth, <b>CLPF</b> (4 pcs) Mounting profile in height, <b>CLPF</b> (2 pcs)	113 113			Not available	N/A
		Not available	N/A			<i>Additional accessories not required</i>	N/A			Not available	N/A
		Mounting profile in width, <b>CLPF</b> (2 pcs)	113			Mounting profile in width, <b>CLPF</b> (2 pcs)	113			Mounting profile in width, <b>CLPF</b> (2 pcs)	113
		Not available	N/A			Mounting profile in height, <b>CLPF</b> (1 pc)	113			Mounting profile in height, <b>CLPF</b> (2 pcs)	113
		Mounting profile in width, <b>CLPF</b> (4 pcs) Mounting profile in height, <b>CLPF</b> (2 pcs)	113 113			Mounting profile in width, <b>CLPF</b> (4 pcs) Mounting profile in height, <b>CLPF</b> (2 pcs)	113 113			Mounting profile in width, <b>CLPF</b> (4 pcs) Mounting profile in height, <b>CLPF</b> (2 pcs)	113 113

# Floor Standing Enclosures

## Steel Range

### Accessories | Profiles

# 01

Floor Standing Enclosures

1

#### Outer mounting profile, CLPO

Mild steel, combinable enclosures

MCS / MCD

	Required accessories	Page
<b>FIXATION IN WIDTH</b>	Full width, flush with the front/rear enclosure frame	N/A
	Partial width, flush with the front/rear enclosure frame	113
	Full depth, flush with the side of the enclosure frame	N/A
	Partial depth, flush with side enclosure frame	113

Mild steel, compact enclosures

MKS / MKD

Required accessories	Page
Additional accessories not required	N/A
Mounting profile in height, CLPF (1 pc)	113
Not available	N/A
Not available	N/A

Stainless steel, combinable enclosures

MCSS / MCDS

Required accessories	Page
Additional accessories not required	N/A
Mounting profile in height, CLPF (1 pc)	113
Additional accessories not required	N/A
Mounting profile in height, CLPF (1 pc)	113

Stainless steel, compact enclosures

EKSS / EKDS

Required accessories	Page
Additional accessories not required	N/A
Mounting profile in height, CLPF (1 pc)	113
Not available	N/A
Mounting profile in width, CLPF (2 pcs)	113

# Floor Standing Enclosures

## Steel Range

### Accessories | Profiles

# 01

Floor Standing Enclosures

1

#### Carrier bars, CB

Mild steel, combinable enclosures

MCS / MCD

Required accessories

	Required accessories	Page
<b>FIXATION IN WIDTH</b>		
Full width, flush with the bottom enclosure frame	Additional accessories not required	N/A
Full width, adjustable in height	Mounting profile in depth, CLPF (2 pcs) or Click-in profile in depth, CLPK (2 pcs)	113
Partial width, flush with the bottom enclosure frame	Mounting profile in depth, CLPF (1 or 2 pcs)	112
Partial width, adjustable in height	Mounting profile in depth, CLPF (1 or 2 pcs)	113
Partial width, adjustable in height	Mounting profile in height, CLPF (2 or 4 pcs) Mounting profile in depth, CLPF (2 pcs)	113
Full depth, flush with the bottom of the enclosure frame	Additional accessories not required	N/A
Full depth, adjustable in width	Mounting profile in width, CLPF (2 pcs) or Click-in profile in width, CLPK (2 pcs)	113
Partial depth, flush with bottom enclosure frame	Mounting profile in width, CLPF (1 or 2 pcs)	112
Partial depth, adjustable in height	Mounting profile in width, CLPF (1 or 2 pcs)	113
Partial depth, adjustable in height	Mounting profile in height, CLPF (2 or 4 pcs) Mounting profile in width, CLPF (2 pcs)	113

Mild steel, compact enclosures

MKS / MKD

Required accessories

	Required accessories	Page
	Additional accessories not required	N/A
	Click-in profile in depth, CLPK (2 pcs)	112
	Mounting profile in depth, CLPF (1 or 2 pcs)	113
	Mounting profile in height, CLPF (2 pcs) Click-in profile in depth, CLPK (2 pcs)	113
	Click-in profile in depth, CLPK (2 pcs)	112
	Additional accessories not required	N/A
	Mounting profile in width, CLPF (2 pcs)	113
	Mounting profile in width, CLPF (1 or 2 pcs)	113
	Not available	N/A

Stainless steel, combinable enclosures

MCSS / MCDS

Required accessories

	Required accessories	Page
	Additional accessories not required	N/A
	Mounting profile in depth, CLPF (2 pcs) or Click-in profile in depth, CLPK (2 pcs)	113
	Mounting profile in depth, CLPF (1 or 2 pcs)	112
	Mounting profile in depth, CLPF (1 or 2 pcs)	113
	Mounting profile in height, CLPF (2 or 4 pcs) Mounting profile in depth, CLPF (2 pcs)	113
	Click-in profile in depth, CLPK (2 pcs)	112
	Additional accessories not required	N/A
	Mounting profile in width, CLPF (2 pcs) or Click-in profile in width, CLPK (2 pcs)	113
	Mounting profile in width, CLPF (1 or 2 pcs)	112
	Mounting profile in width, CLPF (1 or 2 pcs)	113
	Mounting profile in height, CLPF (2 or 4 pcs) Mounting profile in width, CLPF (2 pcs)	113
	Mounting profile in height, CLPF (2 or 4 pcs) Mounting profile in width, CLPF (2 pcs)	113

Stainless steel, compact enclosures

EKSS / EKDS

Required accessories

	Required accessories	Page
	Additional accessories not required	N/A
	Click-in profile in depth, CLPK (2 pcs)	112
	Not available	N/A
	Mounting profile in height, CLPF (2 pcs) Click-in profile in depth, CLPK (2 pcs)	113
	Additional accessories not required	N/A
	Mounting profile in width, CLPF (2 pcs)	113
	Mounting profile in width, CLPF (1 or 2 pcs)	113
	Mounting profile in height, CLPF (2 or 4 pcs) Mounting profile in width, CLPF (2 pcs)	113
	Mounting profile in height, CLPF (2 or 4 pcs) Mounting profile in width, CLPF (2 pcs)	113

# Floor Standing Enclosures Steel Range Accessories | Profiles

## Heavy duty carrier bars, CBU

Mild steel, combinable enclosures

MCS / MCD

Required accessories

	Required accessories	Page
<b>FIXATION IN WIDTH</b>		
Full width, flush with the bottom enclosure frame	Additional accessories not required	N/A
Full width, adjustable in height	Mounting profile in depth, <b>CLPF</b> (2 pcs) or Click-in profile in depth, <b>CLPK</b> (2 pcs)	113
Partial width, flush with the bottom enclosure frame	Mounting profile in depth, <b>CLPF</b> (1 or 2 pcs)	112
Partial width, adjustable in height	Mounting profile in depth, <b>CLPF</b> (1 or 2 pcs)	113
Partial width, adjustable in height	Mounting profile in height, <b>CLPF</b> (2 or 4 pcs) Mounting profile in depth, <b>CLPF</b> (2 pcs)	113
Partial width, adjustable in height	Mounting profile in height, <b>CLPF</b> (2 or 4 pcs) Mounting profile in depth, <b>CLPF</b> (2 pcs)	113
<b>FIXATION IN DEPTH</b>		
Full depth, flush with the bottom of the enclosure frame	Additional accessories not required	N/A
Full depth, adjustable in height	Mounting profile in width, <b>CLPF</b> (2 pcs) or Click-in profile in width, <b>CLPK</b> (2 pcs)	113
Partial depth, flush with bottom enclosure frame	Mounting profile in width, <b>CLPF</b> (1 or 2 pcs)	112
Partial depth, adjustable in height	Mounting profile in width, <b>CLPF</b> (1 or 2 pcs)	113
Partial depth, adjustable in height	Mounting profile in height, <b>CLPF</b> (2 or 4 pcs) Mounting profile in width, <b>CLPF</b> (2 pcs)	113
Partial depth, adjustable in height	Mounting profile in height, <b>CLPF</b> (2 or 4 pcs) Mounting profile in width, <b>CLPF</b> (2 pcs)	113

Mild steel, compact enclosures

MKS / MKD

Required accessories

	Required accessories	Page
	Additional accessories not required	N/A
	Click-in profile in depth, <b>CLPK</b> (2 pcs)	112
	Mounting profile in depth, <b>CLPF</b> (1 or 2 pcs)	113
	Mounting profile in height, <b>CLPF</b> (2 pcs) Click-in profile in depth, <b>CLPK</b> (2 pcs)	113
	Click-in profile in depth, <b>CLPK</b> (2 pcs)	112
	Additional accessories not required	N/A
	Mounting profile in width, <b>CLPF</b> (2 pcs)	113
	Mounting profile in width, <b>CLPF</b> (1 or 2 pcs)	113
	Not available	N/A

Stainless steel, combinable enclosures

MCSS / MCDS

Required accessories

	Required accessories	Page
	Additional accessories not required	N/A
	Mounting profile in depth, <b>CLPF</b> (2 pcs) or Click-in profile in depth, <b>CLPK</b> (2 pcs)	113
	Mounting profile in depth, <b>CLPF</b> (1 or 2 pcs)	112
	Mounting profile in depth, <b>CLPF</b> (1 or 2 pcs)	113
	Mounting profile in height, <b>CLPF</b> (2 or 4 pcs) Mounting profile in depth, <b>CLPF</b> (2 pcs)	113
	Mounting profile in height, <b>CLPF</b> (2 or 4 pcs) Mounting profile in depth, <b>CLPF</b> (2 pcs)	113
	Additional accessories not required	N/A
	Mounting profile in width, <b>CLPF</b> (2 pcs) or Click-in profile in width, <b>CLPK</b> (2 pcs)	113
	Mounting profile in width, <b>CLPF</b> (1 or 2 pcs)	112
	Mounting profile in width, <b>CLPF</b> (1 or 2 pcs)	113
	Mounting profile in height, <b>CLPF</b> (2 or 4 pcs) Mounting profile in width, <b>CLPF</b> (2 pcs)	113
	Mounting profile in height, <b>CLPF</b> (2 or 4 pcs) Mounting profile in width, <b>CLPF</b> (2 pcs)	113

Stainless steel, compact enclosures

EKSS / EKDS

Required accessories

	Required accessories	Page
	Additional accessories not required	N/A
	Click-in profile in depth, <b>CLPK</b> (2 pcs)	112
	Not available	N/A
	Mounting profile in height, <b>CLPF</b> (2 pcs) Click-in profile in depth, <b>CLPK</b> (2 pcs)	113
	Additional accessories not required	N/A
	Mounting profile in width, <b>CLPF</b> (2 pcs)	113
	Mounting profile in width, <b>CLPF</b> (1 or 2 pcs)	113
	Mounting profile in height, <b>CLPF</b> (2 or 4 pcs) Mounting profile in width, <b>CLPF</b> (2 pcs)	113
	Mounting profile in height, <b>CLPF</b> (2 or 4 pcs) Mounting profile in width, <b>CLPF</b> (2 pcs)	113

# Floor Standing Enclosures Steel Range

## Accessories | Profiles

### Click-in profiles, CLPK

**Description:**

Universal profile for both depth and width fitting on the 25 mm DIN hole pattern of the enclosure's frame or in combination with the CLPF and VB profiles. The 75 mm wide profile is equipped with three rows of holes of which one is turned 90°. This makes it possible to mount the CLPF profiles in both directions. The CLPK can be secured by the use of self tapping screws.


**Material:**

1.5 mm zinc plated steel.

**Pack quantity:**

4 profiles.

For enclosure		Max. loading	Item no.
W/D	300	2000 N	CLPK300
	400	2000 N	CLPK400
	500	2000 N	CLPK500
	600	1600 N	CLPK600
	800	1600 N	CLPK800
	1000	1200 N	CLPK1000
	1200	1200 N	CLPK1200



# 01

Floor Standing Enclosures

1

### Mounting profiles, CLPF

**Description:**

The CLPF profile system is a 40 mm wide and 25 mm high profile, which can be mounted in all directions on the enclosure's frame. It can also be used in combination with the CLPK and the VB profiles. By turning the profile it can be used as a standard CP20/40 profile in combination with GLM 40/6 sliding nut, to mount installation material which needs adjusting in depth. The profiles, when mounted onto the enclosure's frame are flush with the enclosure's profiles. Two rows of hole patterns for cage nut fixing and self tapping screws are provided. For 90 mm wide profiles two profiles can be mounted next to each other.

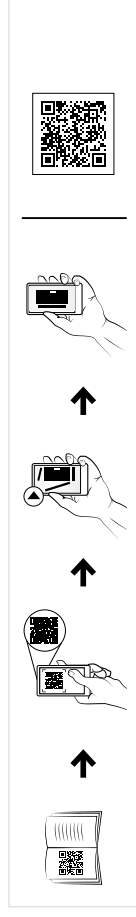
**Material:**

Zinc plated steel.

**Pack quantity:**

4 profiles including snap-line for fixing.

For enclosure		Max. loading Horizontal C	Max. loading Horizontal	Item no.
H/W	300	800 N	1000 N	CLPF300
	400	800 N	1000 N	CLPF400
	500	800 N	1000 N	CLPF500
	600	800 N	1000 N	CLPF600
	800	800 N	1000 N	CLPF800
	1000	800 N	1000 N	CLPF1000
	1200	800 N	1000 N	CLPF1200
	1400	Only vertical loads allowed	Only vertical loads allowed	CLPF1400
	1600	Only vertical loads allowed	Only vertical loads allowed	CLPF1600
	1800	Only vertical loads allowed	Only vertical loads allowed	CLPF1800
	2000	Only vertical loads allowed	Only vertical loads allowed	CLPF2000
	2200	Only vertical loads allowed	Only vertical loads allowed	CLPF2200



## Floor Standing Enclosures Steel Range

### Accessories | Profiles

#### Outer mounting profile, CLPO

**Description:**

Universal profile for both depth and width fitting on the 25 mm DIN hole pattern on the enclosure frame. The 75 mm wide profile is equipped with three rows of holes of which one is turned 90°. This makes it possible to mount the CLPO profiles in both directions. The CLPO increases the useful space by 25 mm.


**Material:**

1.5 mm zinc plated steel.

**Pack quantity:**

4 profiles.

For enclosure		
W/D	Max. loading	Item no.
300	2400 N	CLP0300
400	2400 N	CLP0400
500	2400 N	CLP0500
600	2400 N	CLP0600
800	1800 N	CLP0800
1000	1400 N	CLP1000
1200	1200 N	CLP1200



#### Sliding nuts for mounting rails, GLM

**Description:**

Sliding nuts to be used with CP mounting rails and CLPF mounting profiles for easy installation of components.

**Material:**

Zinc plated steel.

**Pack quantity:**

50 pieces.

To be used with		
Thread		Item no.
M6	CP1020, CP1020U, CP2020, CP2020U	GLM20-6P
M8	CP1020, CP1020U, CP2020, CP2020U	GLM20-8P
M6	CP2040, CP2040U, CLPF profiles	GLM40-6P
M8	CP2040, CP2040U, CLPF profiles	GLM40-8P



#### Profile bracket for compact enclosures, CAK

**Description:**

Profile bracket to extend mounting possibilities on our steel compact enclosures frame providing an additional mounting surface. The bracket has two round (diameter 4.3 mm) and three square (10x14 mm) holes, alternated on a pitch of 25 mm allowing a flexible approach to the installation of accessories.

**Material:**

2 mm zinc plated steel.

**Pack quantity:**

2 pieces with mounting accessories.

Description		Item no.
for MKS, MKD		CAK02



#### Vertical dividing bars, VB

**Description:**

Fitted in the centre of 1200 mm or 1600 mm wide enclosures (front and rear) to provide standard mounting facilities in two vertical sections of 600 mm or 800 mm. This enables separate fitting of equipment such as swing frames, system profiles, in either section of the enclosure.

**Material:**

1.75 mm zinc plated steel.

**Pack quantity:**

1 pair without mounting accessories.

**Mounting requirements:**

Add VBK for mounting. For complete mounting facilities in the division add VBD.

For enclosure		
H		Item no.
1600		VB1600
1800		VB1800
2000		VB2000
2200		VB2200



#### Depth dividing bars, VBD

**Description:**

Fitted in the centre of a 1200 mm or 1600 mm wide enclosure (top and bottom) to provide standard mounting facilities in two sections of 600 mm or 800 mm. This enables separate fitting of accessories such as CAB(P), CBU, CLPK, CLPF etc. in either side of the enclosure. Accessories are adjustable in depth within the 25 mm hole pattern.

**Material:**

1.75 mm zinc plated steel.


**Pack quantity:**

1 pair without mounting accessories.

**Mounting requirements:**

Add VBK for mounting. Add VB for complete mounting facilities in the division.

For enclosure		
D		Item no.
400		VBD400
500		VBD500
600		VBD600
800		VBD800



#### Fixing brackets, VBK

**Description:**

Mounting brackets for the VB or VBD in 1200 mm or 1600 mm wide enclosure. It does not interfere with bottom plates.

**Material:**

3 mm zinc plated steel.

**Pack quantity:**

4 pieces with mounting accessories.

For enclosure		
W		Item no.
<1200		VBK04
1200		VBK1200
1600		VBK1600





# Floor Standing Enclosures Steel Range

## Accessories | Profiles

### Side mounting bars, CMB

**Description:** For fixing cables, cable guides, etc. in the depth or the width of an enclosure.

**Material:** 2 mm zinc plated steel.

**Pack quantity:** 20 profiles with mounting accessories.

For enclosure		Item no.
W/D	H	
300	400	CMB302
400	400	CMB402
500	500	CMB502
600	600	CMB602
800	800	CMB802



### Height profiles, HP

**Description:** Vertical profiles with 25 mm hole pattern, to support DIN rails and appropriate telequick mounting plates. Adjustable in depth in steps of 25 mm.

**Material:** 2 mm zinc plated steel.

**Pack quantity:** 2 profiles with mounting accessories.

For enclosure		Item no.
H	D	
1600	400	HP1600
1800	400	HP1800
2000	400	HP2000
2200	400	HP2200



### Cage nuts, CNM

**Description:** Cage nuts designed for universal use on the enclosure frame profiles and the profiles system.

**Pack quantity:** 50 pieces.

Thread	Item no.
M6	CNM615
M8	CNM815

### Screws for clip-on cage nuts, CNS

**Description:** Socket head screws M6x12 and M8x12 for clip-on cage nuts.

**Pack quantity:** 250 pieces.

Thread	Item no.
M6	CNS612
M8	CNS812

### Extrude-tite screws, CNT

**Description:** Torx extrude-tite screws for fitting accessories, click in profiles, earthing etc.

**Pack quantity:** 250 pieces.


Thread	Item no.
M5	CNT05
M6	CNT06

### Extrude-tite screws for stainless steel profiles, CNTS

**Description:** To be used in the DIN pattern of round holes on the stainless steel enclosure frame. Torx extrude-tite screws for fitting accessories.

**Pack quantity:** 250 pieces.

Thread	Item no.
M5	CNTS05
M6	CNTS06



## Floor Standing Enclosures Steel Range

### Accessories | Profiles

#### Carrier bars, CB

**Description:** Used for heavy equipment, such as transformers, fitted in the bottom of the enclosure.

**Material:** 3 mm zinc plated steel.

**Pack quantity:** 1 pair with mounting accessories.

For enclosure		Max. loading	Item no.
W/D	400	2500 N	CB400
	500	2100 N	CB500
	600	1800 N	CB600
	800	1300 N	CB800

*The maximum load is indicated per bar.*

#### Heavy duty carrier bars, CBU

**Description:** Heavy duty carrier bar for mounting heavy components e.g. transformers. Supplied with T-shaped sliding bolts and equipped with slotted holes for mounting in any position, both in width and depth of the enclosure.

**Material:** 2.5 mm zinc plated steel.

**Pack quantity:** 1 pair with mounting accessories and 4 T-shaped sliding bolts.

For enclosure		Max. loading	Item no.
W/D	400	3000 N	CBU400
	500	3000 N	CBU500
	600	3000 N	CBU600
	800	2250 N	CBU800
	1000	1800 N	CBU1000
	1200	1500 N	CBU1200

*The maximum load is indicated per bar.*


#### Lütze system adaptor profiles, CLS

**Description:** Adapter to fix the Lütze system direct to the floorstanding enclosure frame.

**Material:** 2.5 mm zinc plated steel.

**Pack quantity:** 6 adapter bars with mounting accessories.

For enclosure		Item no.
D	400	CLS400
	500	CLS500
	600	CLS600
	800	CLS800



## Floor Standing Enclosures Steel Range

### Accessories | Modular system

#### Mounting plates, MSMPN

**Description:** Mounting plate for installation of breakers. Suitable for left and right hand connections.

**Material:** 1.5 mm galvanized steel.

**Pack quantity:** 1 piece with mounting material.

**Mounting requirements:** To be assembled on the modular system frame with MSMPA01 or MSMPF01.

Plain						
H	W	h	h	w	Item no.	
50	600	496	470	470	MSMPN0506	
50	800	496	670	670	MSMPN0508	
100	600	96	470	470	MSMPN1006	
100	800	96	670	670	MSMPN1008	
150	600	146	470	470	MSMPN1506	
150	800	146	670	670	MSMPN1508	
200	600	196	470	470	MSMPN2006	
200	800	196	670	670	MSMPN2008	
250	600	246	470	470	MSMPN2506	
250	800	246	670	670	MSMPN2508	
300	600	296	470	470	MSMPN3006	
300	800	296	670	670	MSMPN3008	
400	600	396	470	470	MSMPN4006	
400	800	396	670	670	MSMPN4008	
450	600	446	470	470	MSMPN4506	
450	800	446	670	670	MSMPN4508	
500	600	496	470	470	MSMPN5006	
500	800	496	670	670	MSMPN5008	
600	600	596	470	470	MSMPN6006	
600	800	596	670	670	MSMPN6008	
600	1000	596	870	870	MSMPN6010	

#### Horizontal opening

H	W	h	h	w	Item no.
100	600	96	470	470	MSMPN1006H
100	800	96	670	670	MSMPN1008H

#### Vertical opening

H	W	h	h	w	Item no.
150	600	146	470	470	MSMPN1506V
150	800	146	670	670	MSMPN1508V
200	600	196	470	470	MSMPN2006V
200	800	196	670	670	MSMPN2008V
250	600	246	470	470	MSMPN2506V
250	800	246	670	670	MSMPN2508V
300	600	296	470	470	MSMPN3006V
300	800	296	670	670	MSMPN3008V
400	600	396	470	470	MSMPN4006V
400	800	396	670	670	MSMPN4008V
450	600	446	470	470	MSMPN4506V
450	800	446	670	670	MSMPN4508V
600	600	596	470	470	MSMPN6006V
600	800	596	670	670	MSMPN6008V

# Floor Standing Enclosures Steel Range

## Accessories | Modular system

### Modular system frames, MSMSF

**Description:** Two single vertical profiles, which can be used both for front covers and assembly of components. A cost effective solution for panel builders, reducing assembly time, which also enables assembly outside the enclosure. Useful height for front covers is, Height – 150 mm.

**Material:** 2 mm steel.

**Finish:** RAL 7035.

**Pack quantity:** 1 kit.

H	W	Item no.
1800	600	MSMSF1806
1800	800	MSMSF1808
2000	600	MSMSF2006
2000	800	MSMSF2008
2200	600	MSMSF2206
2200	800	MSMSF2208



### Fixed brackets, MSMPF01

**Description:** A bracket to mount a DIN-rail to allow for mounting of modular components in the modular system profiles. Cost effective solution for panel builders.

**Material:** 2.5 mm galvanized steel.

**Pack quantity:** 2 pairs.

**Mounting requirements:** To be assembled on the modular system frame.

**Item no.**

MSMPF01



### Adjustable brackets, MSMPA01

**Description:** A bracket to mount a DIN-rail or mounting plate which is adjustable in depth to allow for mounting of components in different sizes in the desired position.

**Material:** 2.5 mm galvanized steel, zamak.

**Pack quantity:** 2 pairs.

**Mounting requirements:** To be assembled on the modular system frame.

**Item no.**

MSMPA01



### DIN rails, MSDR


**Description:** Cut to size DIN rail ready to be installed. The simplified panel design makes procurement easier and reduces assembly time.

**Material:** Galvanized steel.

**Pack quantity:** 5 pieces.

**Mounting requirements:** To be used with modular system.

W	Item no.
600	MSDR0600
800	MSDR0800



## Floor Standing Enclosures Steel Range

### Accessories | Modular system

#### Adjustment profiles, APK

**Description:** Width profiles which allows for continuous adjustment of fixation cage nuts for components in height, depth and width. Panel builders can then fix any component in the desired position without machining.

**Material:** 2,5 mm galvanized steel.

**Pack quantity:** 2 pairs.

**Requirements:** To be assembled on CLPF depth profiles.

For enclosure		
W	H	Item no.
600	49	APK600
800	99	APK800



#### Slotted front panels, MSMCP

**Description:** Slotted front panel for modular assemblies. Provided with one DIN rail per row for modular components. It has a top and bottom bending to provide extra rigidity.


**Material:** 1,25 mm steel.

**Finish:** RAL 7035 structured powder coating.

**Delivery:** 1 piece with mounting material.

**Mounting requirements:** To be assembled on the modular system frame.

H	W	N° of rows	DIN modules	Item no.
150	600	1	25	MSMCP150GR5
150	800	1	38	MSMCP150BR5
200	600	1	25	MSMCP200GR5
200	800	1	38	MSMCP200BR5
300	600	1	25	MSMCP300G-1R5
300	800	1	38	MSMCP300G-1R5
300	600	2	50	MSMCP300G-2R5
300	800	2	76	MSMCP300G-2R5
450	600	3	75	MSMCP450GR5
450	800	3	114	MSMCP450BR5
600	600	4	100	MSMCP600GR5
600	800	4	152	MSMCP600BR5



#### Plain front panels, MSMBP

**Description:** Plain front panel for modular assemblies. It has a top and bottom bending to provide extra rigidity.


**Material:** 1,25 mm steel.

**Finish:** RAL 7035 structured powder coating.

**Delivery:** 1 piece with mounting material.

**Mounting requirements:** To be assembled on the modular system frame.

H	W	h	w	Item no.
50	600	49	503	MSMBP506R5
50	800	49	703	MSMBP508R5
100	600	99	503	MSMBP1006R5
100	800	99	703	MSMBP1008R5
150	600	149	503	MSMBP1506R5
150	800	149	703	MSMBP1508R5
200	600	199	503	MSMBP2006R5
200	800	199	703	MSMBP2008R5
250	600	249	503	MSMBP2506R5
250	800	249	703	MSMBP2508R5
300	600	299	503	MSMBP3006R5
300	800	299	703	MSMBP3008R5
400	600	399	503	MSMBP4006R5
400	800	399	703	MSMBP4008R5
450	600	449	503	MSMBP4506R5
450	800	449	703	MSMBP4508R5
500	600	499	503	MSMBP5006R5
500	800	499	703	MSMBP5008R5
600	600	599	503	MSMBP6006R5
600	800	599	703	MSMBP6008R5



#### Blanking plates for DIN slots, TB13G

**Description:** Blanking plate to cover the unused space in the DIN slots. Can be divided per half a module.

**Material:** Plastic.

**Finish:** RAL 7035.

**Pack quantity:** 1 piece of blanking plate 13 mod. Overall length 234 mm.

Item no.
TB13G



# Floor Standing Enclosures Steel Range

## Accessories | 19" mounting

### Swing frame ESFC 600 mm width

Mild steel, combinable enclosures

MCS / MCD

Required accessories

		Page
<b>FIXATION</b>	Full height swing frame, mounted in the front/rear	144
	Full height swing frame, mounted in the side	144
	Partial height swing frame, mounted in the front/rear	144 113
	Partial height swing frame, mounted in the side	144 113
	Full height swing frame, mounted in the front/rear of an internally divided 1200/1600 enclosure	144 115 115
	Partial height swing frame, mounted in the front/rear of an internally divided 1200 width enclosure	144 113 115 115 115
<b>DEPTH ADJUSTMENT</b>	Swing frame adjustable in depth	N/A
<b>HINGED 180°</b>	Full or partial height swing frame 180° hinged	144
<b>SUPPORT</b>	Swing frame chassis support	145
<b>DOOR STOP</b>	Full or partial height swing frame door stop 130°	145
	Full or partial height swing frame door stop 180°	145

Mild steel, compact enclosures

MKS / MKD

Required accessories

	Page
Swing frame transversal support bars, ESFB, in width	144
Not available	N/A
Swing frame transversal support bars, ESFB, in width Click-in profile in depth, CLPK (2 pcs)	144 112
Not available	N/A
Swing frame transversal support bars, ESFB, in width Depth dividing bars, VBD Flang brackets, VBK	144 115 115
Swing frame transversal support bars, ESFB, in width Click-in profile in depth, CLPK (2 pcs) Depth dividing bars, VBD Vertical dividing bars, VB Flang brackets, VBK	144 112 115 115 115
Additional accessories not required	N/A
Swing frame hinges 180°, ESFH	144
Swing frame chassis support, SFSU	145
Swing frame door stop 130°, ESFD130	145
Swing frame door stop 180°, ESFD180	145

Stainless steel, combinable enclosures

MCSS / MCDS

Required accessories

	Page
Swing frame transversal support bars, ESFB, in width	144
Swing frame transversal support bars, ESFB, in depth	144
Swing frame transversal support bars, ESFB, in width Mounting profile in depth, CLPF (2 pcs)	144 113
Swing frame transversal support bars, ESFB, in depth Mounting profile in width, CLPF (2 pcs)	144 113
Swing frame transversal support bars, ESFB, in width Depth dividing bars, VBD Flang brackets, VBK	144 115 115
Swing frame transversal support bars, ESFB, in width Click-in profile in depth, CLPK (2 pcs) Depth dividing bars, VBD Vertical dividing bars, VB Flang brackets, VBK	144 113 115 115 115
Additional accessories not required	N/A
Swing frame hinges 180°, ESFH	144
Swing frame chassis support, SFSU	144
Swing frame door stop 130°, ESFD130	145
Swing frame door stop 180°, ESFD180	145

Stainless steel, compact enclosures

EKSS / EKDS

Required accessories

	Page
Swing frame transversal support bars, ESFB, in width	144
Not available	N/A
Swing frame transversal support bars, ESFB, in width Click-in profile in depth, CLPK (2 pcs)	144 112
Not available	N/A
Swing frame transversal support bars, ESFB, in width Depth dividing bars, VBD Flang brackets, VBK	144 115 115
Swing frame transversal support bars, ESFB, in width Click-in profile in depth, CLPK (2 pcs) Depth dividing bars, VBD Vertical dividing bars, VB Flang brackets, VBK	144 112 115 115 115
Additional accessories not required	N/A
Swing frame hinges 180°, ESFH	144
Swing frame chassis support, SFSU	145
Swing frame door stop 130°, ESFD130	145
Swing frame door stop 180°, ESFD180	145

# Floor Standing Enclosures Steel Range Accessories | 19" mounting

## Middle swing frame ESFM 800 mm width

Mild steel, combinable enclosures

MCS / MCD

Required accessories

		Page
<b>FIXATION</b>	Full height swing frame, mounted in the front/rear	144
	Full height swing frame, mounted in the side	144
	Partial height swing frame, mounted in the front/rear	144 113
	Partial height swing frame, mounted in the side	144 113
	Full height swing frame, mounted in the front/rear of an internally divided 1200/1600 enclosure	144 115 115
	Partial height swing frame, mounted in the front/rear of an internally divided 1600 width enclosure	144 113 115 115 115
<b>DEPTH ADJUSTMENT</b>	Swing frame adjustable in depth	N/A
	Full or partial height swing frame 180° hinged	N/A
<b>HINGED 180°</b>	Swing frame chassis support	145
	Full or partial height swing frame door stop 130°	145
<b>DOOR STOP</b>	Full or partial height swing frame door stop 180°	145
	Full or partial height swing frame door stop 180°	145

Mild steel, compact enclosures

MKS / MKD

Required accessories

	Page
Swing frame transversal support bars, ESFB, in width	144
Not available	N/A
Swing frame transversal support bars, ESFB, in width Click-in profile in depth, CLPK (2 pcs)	144 112
Not available	N/A
Swing frame transversal support bars, ESFB, in width Depth dividing bars, VBD Flang brackets, VBK	144 115 115
Swing frame transversal support bars, ESFB, in width Click-in profile in depth, CLPK (2 pcs) Depth dividing bars, VBD Vertical dividing bars, VB Flang brackets, VBK	144 112 115 115 115
Additional accessories not required	N/A
Additional accessories not required	N/A
Swing frame chassis support, SFSU	145
Swing frame door stop 130°, ESFD130	145
Swing frame door stop 180°, ESFD180	145

Stainless steel, combinable enclosures

MCSS / MCDS

Required accessories

	Page
Swing frame transversal support bars, ESFB, in width	144
Swing frame transversal support bars, ESFB, in depth	144
Swing frame transversal support bars, ESFB, in width Mounting profile in depth, CLPF (2 pcs)	144 113
Swing frame transversal support bars, ESFB, in depth Mounting profile in width, CLPF (2 pcs)	144 113
Swing frame transversal support bars, ESFB, in width Depth dividing bars, VBD Flang brackets, VBK	144 115 115
Swing frame transversal support bars, ESFB, in width Click-in profile in depth, CLPK (2 pcs) Depth dividing bars, VBD Vertical dividing bars, VB Flang brackets, VBK	144 113 115 115 115
Additional accessories not required	N/A
Additional accessories not required	N/A
Swing frame chassis support, SFSU	145
Swing frame door stop 130°, ESFD130	145
Swing frame door stop 180°, ESFD180	145

Stainless steel, compact enclosures

EKSS / EKDS

Required accessories

	Page
Swing frame transversal support bars, ESFB, in width	144
Not available	N/A
Swing frame transversal support bars, ESFB, in width Click-in profile in depth, CLPK (2 pcs)	144 112
Not available	N/A
Swing frame transversal support bars, ESFB, in width Depth dividing bars, VBD Flang brackets, VBK	144 115 115
Swing frame transversal support bars, ESFB, in width Click-in profile in depth, CLPK (2 pcs) Depth dividing bars, VBD Vertical dividing bars, VB Flang brackets, VBK	144 112 115 115 115
Additional accessories not required	N/A
Additional accessories not required	N/A
Swing frame chassis support, SFSU	145
Swing frame door stop 130°, ESFD130	145
Swing frame door stop 180°, ESFD180	145



# Floor Standing Enclosures

## Steel Range

### Accessories | 19" mounting

#### Side swing frame ESFS 800 mm width

Mild steel, combinable enclosures

MCS / MCD

Required accessories

			Page
<b>FIXATION</b>	Full height swing frame, mounted in the front/rear	Swing frame transversal support bars, ESFB, in width	144
	Full height swing frame, mounted in the side	Swing frame transversal support bars, ESFB, in depth	144
	Partial height swing frame, mounted in the front/rear	Swing frame transversal support bars, ESFB, in width Mounting profile in depth, CLPF (2 pcs)	144 113
	Partial height swing frame, mounted in the side	Swing frame transversal support bars, ESFB, in depth Mounting profile in width, CLPF (2 pcs)	144 113
	Full height swing frame, mounted in the front/rear of an internally divided 1200/1600 enclosure	Swing frame transversal support bars, ESFB, in width Depth dividing bars, VBD Flang brackets, VBK	144 115 115
	Partial height swing frame, mounted in the front/rear of an internally divided 1200/1600 width enclosure	Swing frame transversal support bars, ESFB Mounting profile in depth, CLPF (2 pcs) Depth dividing bars, VBD Vertical dividing bars, VB Flang brackets, VBK	144 113 115 115 115
<b>DEPTH ADJUSTMENT</b>	Swing frame adjustable in depth	Additional accessories not required	N/A
	Full or partial height swing frame 180° hinged	Swing frame hinges 180°, ESFH	144
<b>SUPPORT</b>	Swing frame chassis support	Swing frame chassis support, SFSU	145
	Full or partial height swing frame door stop 130°	Swing frame door stop 130°, ESFD130	145
<b>DOOR STOP</b>	Full or partial height swing frame door stop 180°	Swing frame door stop 180°, ESFD180	145

Mild steel, compact enclosures

MKS / MKD

Required accessories

		Page
<b>FIXATION</b>	Swing frame transversal support bars, ESFB, in width	144
	Not available	N/A
	Swing frame transversal support bars, ESFB, in width Click-in profile in depth, CLPK (2 pcs)	144 112
	Not available	N/A
	Swing frame transversal support bars, ESFB, in width Depth dividing bars, VBD Flang brackets, VBK	144 115 115
	Swing frame transversal support bars, ESFB Click-in profile in depth, CLPK (2 pcs) Depth dividing bars, VBD Vertical dividing bars, VB Flang brackets, VBK	144 112 115 115 115
<b>DEPTH ADJUSTMENT</b>	Additional accessories not required	N/A
	Swing frame hinges 180°, ESFH	144
<b>SUPPORT</b>	Swing frame chassis support, SFSU	145
	Swing frame door stop 130°, ESFD130	145
<b>DOOR STOP</b>	Swing frame hinges 180°, ESFH	144
	Swing frame door stop 180°, ESFD180	145

Stainless steel, combinable enclosures

MCSS / MCDS

Required accessories

		Page
<b>FIXATION</b>	Swing frame transversal support bars, ESFB, in width	144
	Not available	N/A
	Swing frame transversal support bars, ESFB, in width Click-in profile in depth, CLPK (2 pcs)	144 113
	Not available	N/A
	Swing frame transversal support bars, ESFB, in width Depth dividing bars, VBD Flang brackets, VBK	144 115 115
	Swing frame transversal support bars, ESFB Click-in profile in depth, CLPK (2 pcs) Depth dividing bars, VBD Vertical dividing bars, VB Flang brackets, VBK	144 113 115 115 115
<b>DEPTH ADJUSTMENT</b>	Additional accessories not required	N/A
	Swing frame hinges 180°, ESFH	144
<b>SUPPORT</b>	Swing frame chassis support, SFSU	145
	Swing frame door stop 130°, ESFD130	145
<b>DOOR STOP</b>	Swing frame hinges 180°, ESFH	144
	Swing frame door stop 180°, ESFD180	145

Stainless steel, compact enclosures

EKSS / EKDS

Required accessories

		Page
<b>FIXATION</b>	Swing frame transversal support bars, ESFB, in width	144
	Not available	N/A
	Swing frame transversal support bars, ESFB, in width Click-in profile in depth, CLPK (2 pcs)	144 112
	Not available	N/A
	Swing frame transversal support bars, ESFB, in width Depth dividing bars, VBD Flang brackets, VBK	144 115 115
	Swing frame transversal support bars, ESFB Click-in profile in depth, CLPK (2 pcs) Depth dividing bars, VBD Vertical dividing bars, VB Flang brackets, VBK	144 113 115 115 115
<b>DEPTH ADJUSTMENT</b>	Additional accessories not required	N/A
	Swing frame hinges 180°, ESFH	144
<b>SUPPORT</b>	Swing frame chassis support, SFSU	145
	Swing frame door stop 130°, ESFD130	145
<b>DOOR STOP</b>	Swing frame hinges 180°, ESFH	144
	Swing frame door stop 180°, ESFD180	145



# Floor Standing Enclosures

## Steel Range

### Accessories | 19" mounting

#### Partial height swing frame, SFCP

Mild steel, combinable enclosures

MCS / MCD

	Required accessories	Page
<b>FIXATION</b>		
Partial height swing frame, mounted in the front/rear and adjustable in height	Partial swing frame support bars, <b>SFBP</b> , in width	147
Partial height swing frame, mounted in the front/rear and adjustable in height and depth	Partial swing frame support bars, <b>SFBP</b> , in width Mounting profile in height, <b>CLPF</b> (2 pcs)	147 113
Partial height swing frame, mounted in the side and adjustable in height	Partial swing frame support bars, <b>SFBP</b> , in depth	147
Partial height swing frame, mounted in the side and adjustable in height and width	Partial swing frame support bars, <b>SFBP</b> , in depth Mounting profile in height, <b>CLPF</b> (2 pcs)	147 113
Partial height swing frame, mounted in the front/rear of an internally divided 1200/1600 width enclosure	Partial swing frame support bars, <b>SFBP</b> , in width Depth sliding bars, <b>VBD</b> Mounting profile in height, <b>CLPF</b> Flang brackets, <b>VBK</b>	147 115 115 115
Partial height swing frame, mounted in the front/rear of an internally divided 1200/1600 width enclosure and adjustable in depth	Partial swing frame support bars, <b>SFBP</b> , in width Mounting profile in height, <b>CLPF</b> (2 pcs) Depth sliding bars, <b>VBD</b> Flang brackets, <b>VBK</b>	147 113 113 115
<b>SUPPORT</b>	Swing frame chassis support, <b>SFSU</b>	145

Mild steel, compact enclosures

MKS / MKD

	Required accessories	Page
<b>FIXATION</b>		
Partial height swing frame, mounted in the front/rear and adjustable in height	Not available	N/A
Partial height swing frame, mounted in the front/rear and adjustable in height and depth	Not available	N/A
Partial height swing frame, mounted in the side and adjustable in height	Not available	N/A
Partial height swing frame, mounted in the side and adjustable in height and width	Not available	N/A
Partial height swing frame, mounted in the front/rear of an internally divided 1200/1600 width enclosure	Not available	N/A
Partial height swing frame, mounted in the front/rear of an internally divided 1200/1600 width enclosure and adjustable in depth	Not available	N/A
<b>SUPPORT</b>	Swing frame chassis support, <b>SFSU</b>	145

Stainless steel, combinable enclosures

MCSS / MCDS

	Required accessories	Page
<b>FIXATION</b>		
Partial height swing frame, mounted in the front/rear and adjustable in height	Partial swing frame support bars, <b>SFBP</b> , in width	147
Partial height swing frame, mounted in the front/rear and adjustable in height and depth	Partial swing frame support bars, <b>SFBP</b> , in width Mounting profile in height, <b>CLPF</b> (2 pcs)	147 113
Partial height swing frame, mounted in the side and adjustable in height	Partial swing frame support bars, <b>SFBP</b> , in depth	147
Partial height swing frame, mounted in the side and adjustable in height and width	Partial swing frame support bars, <b>SFBP</b> , in depth Mounting profile in height, <b>CLPF</b> (2 pcs)	147 113
Partial height swing frame, mounted in the front/rear of an internally divided 1200/1600 width enclosure	Partial swing frame support bars, <b>SFBP</b> , in width Depth sliding bars, <b>VBD</b> Mounting profile in height, <b>CLPF</b> Flang brackets, <b>VBK</b>	147 115 115 115
Partial height swing frame, mounted in the front/rear of an internally divided 1200/1600 width enclosure and adjustable in depth	Partial swing frame support bars, <b>SFBP</b> , in width Mounting profile in height, <b>CLPF</b> (2 pcs) Depth sliding bars, <b>VBD</b> Flang brackets, <b>VBK</b>	147 113 113 115
<b>SUPPORT</b>	Swing frame chassis support, <b>SFSU</b>	145

Stainless steel, compact enclosures

EKSS / EKDS

	Required accessories	Page
<b>FIXATION</b>		
Partial height swing frame, mounted in the front/rear and adjustable in height	Not available	N/A
Partial height swing frame, mounted in the front/rear and adjustable in height and depth	Not available	N/A
Partial height swing frame, mounted in the side and adjustable in height	Not available	N/A
Partial height swing frame, mounted in the side and adjustable in height and width	Not available	N/A
Partial height swing frame, mounted in the front/rear of an internally divided 1200/1600 width enclosure	Not available	N/A
Partial height swing frame, mounted in the front/rear of an internally divided 1200/1600 width enclosure and adjustable in depth	Not available	N/A
<b>SUPPORT</b>	Swing frame chassis support, <b>SFSU</b>	145

# Floor Standing Enclosures Steel Range

## Accessories | 19" mounting

### 19" mounting profiles

Mild steel, combinable enclosures

MCS / MCD

	Required accessories	Page
<b>FIXATION IN THE FRONT OR REAR OF THE ENCLOSURE</b>	Front and side 19" profiles, centered fixing	19" mounting profiles, CIP Horizontal profiles for centered fixation of 19" profiles, CIB
	Side 19" profiles, centered fixing	19" mounting profiles, CIPD Horizontal profiles for centered fixation of 19" profiles, CIB
	Front and side 19" profiles, asymmetric fixing	19" mounting profiles, CIP Horizontal profiles for asymmetric fixation of 19" profiles, CID
	Side 19" profiles, asymmetric fixing	19" mounting profiles, CIPD Horizontal profiles for asymmetric fixation of 19" profiles, CID
	Partial front and side 19" profiles, depth adjustable in steps for 800 depth enclosures, centered fixing	Partial 19" mounting profiles, CIPP Click-in profile in depth, CLPK (2 pcs)
	Partial front and side 19" profiles, depth adjustable in steps for 800 depth enclosures, centered fixing	Partial 19" mounting profiles, CIPP Brackets for fixation of partial 19" profiles, CIC Click-in profile in depth, CLPK (2 pcs)
Partial front and side 19" profiles, continuous depth adjustment for 800 width enclosures, centered fixing	Partial 19" mounting profiles, CIPP Width reducers, CWR	

Mild steel, compact enclosures

MKS / MKD

	Required accessories	Page
	Not available	N/A
	Not available	N/A
	19" mounting profiles, CIP Horizontal profiles for asymmetric fixation of 19" profiles, CID	147 148
	19" mounting profiles, CIPD Horizontal profiles for asymmetric fixation of 19" profiles, CID	148 148
	Partial 19" mounting profiles, CIPP Click-in profile in depth, CLPK (2 pcs)	149 112
	Partial 19" mounting profiles, CIPP Brackets for fixation of partial 19" profiles, CIC Click-in profile in depth, CLPK (2 pcs)	149 149 112
Partial 19" mounting profiles, CIPP Width reducers, CWR	149 149	

Stainless steel, combinable enclosures

MCSS / MCDS

	Required accessories	Page
	19" mounting profiles, CIP Horizontal profiles for centered fixation of 19" profiles, CIB	147 148
	19" mounting profiles, CIPD Horizontal profiles for centered fixation of 19" profiles, CIB	148 148
	19" mounting profiles, CIP Horizontal profiles for asymmetric fixation of 19" profiles, CID	148 148
	19" mounting profiles, CIPD Horizontal profiles for asymmetric fixation of 19" profiles, CID	148 148
	Partial 19" mounting profiles, CIPP Click-in profile in depth, CLPK (2 pcs)	149 112
	Partial 19" mounting profiles, CIPP Brackets for fixation of partial 19" profiles, CIC Click-in profile in depth, CLPK (2 pcs)	149 149 112
Partial 19" mounting profiles, CIPP Width reducers, CWR	149 149	

Stainless steel, compact enclosures

EKSS / EKDS

	Required accessories	Page
	19" mounting profiles, CIP Horizontal profiles for centered fixation of 19" profiles, CIB	147 148
	19" mounting profiles, CIPD Horizontal profiles for centered fixation of 19" profiles, CIB	148 148
	19" mounting profiles, CIP Horizontal profiles for asymmetric fixation of 19" profiles, CID	147 148
	19" mounting profiles, CIPD Horizontal profiles for asymmetric fixation of 19" profiles, CID	148 148
	Partial 19" mounting profiles, CIPP Click-in profile in depth, CLPK (2 pcs)	149 112
	Partial 19" mounting profiles, CIPP Brackets for fixation of partial 19" profiles, CIC Click-in profile in depth, CLPK (2 pcs)	149 149 112
Partial 19" mounting profiles, CIPP Width reducers, CWR	149 149	

# Floor Standing Enclosures Steel Range

## Accessories | 19" mounting

### 19" mounting profiles

	MCS / MCD	Required accessories	Page
<b>FIXATION FOR THE SIDE OF THE ENCLOSURE</b>	Front and side 19" profiles, centered fixing	19" mounting profiles, CIP Horizontal profiles for centered fixation of 19" profiles, CIB	147 148
	Side 19" profiles, centered fixing	19" mounting profiles, CIPD Horizontal profiles for centered fixation of 19" profiles, CIB	148 148
	Front and side 19" profiles, asymmetric fixing	19" mounting profiles, CIP Horizontal profiles for asymmetric fixation of 19" profiles, CID	147 148
	Side 19" profiles, asymmetric fixing	19" mounting profiles, CIPD Horizontal profiles for asymmetric fixation of 19" profiles, CID	148 148
	Partial front and side 19" profiles, depth adjustable in steps for 600 depth enclosures, centered fixing	Partial 19" mounting profiles, CIPP Brackets for fixation of partial 19" profiles, CIC Click-in profile in width, CLPK (2 pcs)	149 149 112
Partial front and side 19" profiles, depth adjustable in steps for 800 depth enclosures, centered fixing	Partial 19" mounting profiles, CIPP Brackets for fixation of partial 19" profiles, CIC Click-in profile in width, CLPK (2 pcs)	149 149 112	
Partial front and side 19" profiles, continuous depth adjustment for 800 width enclosures, centered fixing	Partial 19" mounting profiles, CIPP Width reducers, CWR	149 149	
<b>FRONT FRAME</b>		Front frame covers, FFC	150

MKS / MKD	Required accessories	Page	MCSS / MCDS	Required accessories	Page	Required accessories	Page
	Not available	N/A		19" mounting profiles, CIP Horizontal profiles for centered fixation of 19" profiles, CIB	147 148	Not available	N/A
	Not available	N/A		19" mounting profiles, CIPD Horizontal profiles for centered fixation of 19" profiles, CIB	148 148	Not available	N/A
	Not available	N/A		19" mounting profiles, CIP Horizontal profiles for asymmetric fixation of 19" profiles, CID	147 148	Not available	N/A
	Not available	N/A		19" mounting profiles, CIPD Horizontal profiles for asymmetric fixation of 19" profiles, CID	148 148	Not available	N/A
	Not available	N/A		Partial 19" mounting profiles, CIPP Brackets for fixation of partial 19" profiles, CIC Click-in profile in width, CLPK (2 pcs)	149 149 112	Not available	N/A
	Not available	N/A		Partial 19" mounting profiles, CIPP Brackets for fixation of partial 19" profiles, CIC Click-in profile in width, CLPK (2 pcs)	149 149 112	Not available	N/A
	Not available	N/A		Partial 19" mounting profiles, CIPP Width reducers, CWR	149 149	Not available	N/A
	Front frame covers, FFC	150		Not available	N/A	Not available	N/A

Mild steel, compact enclosures enclosures

Stainless steel, combinable enclosures

Stainless steel, compact enclosures

# Floor Standing Enclosures Steel Range

## Accessories | 19" mounting

### Full Height Swing Frames, ESFC

**Description:**

Full height swing frame for 19" components allowing left and right hand opening. Can be used in steel, combinable and compact enclosures. Hinges designed to give extra build-in depth. Adjustable top hinge for square mounting of the swing frame. Rigid W-shaped frame profile for heavy equipment. Zinc plated 19" vertical profiles for direct earthing of the mounted components. Standard equipped with 130° hinges (180° hinges not applicable for 600 mm wide enclosures). Can also be mounted on the side of 600 mm deep floor standing enclosures. For steel, combinable enclosures use transversal support bars ESFB in combination with VBD if required. Adjustable in depth by steps of 12.5 mm.

**Maximum load:**

1800N, supplied with a self-positioning device.

**Lock:**

Two 3 mm double-bit locks.

**Material:**

19" vertical profiles 2 mm zinc plated steel. Frame: vertical profiles 2 mm and horizontal profiles 3 mm.

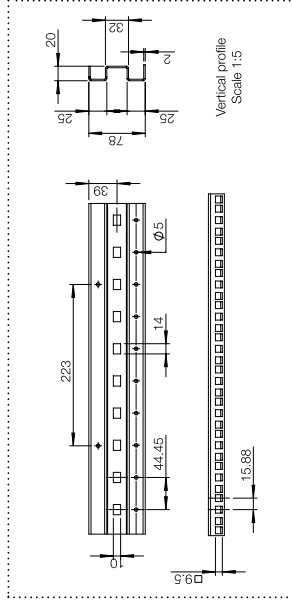
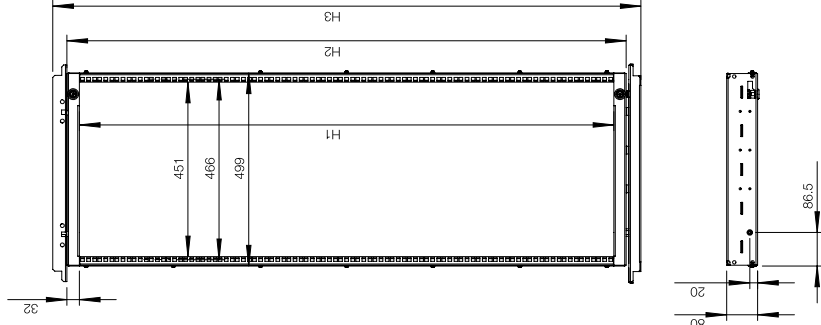

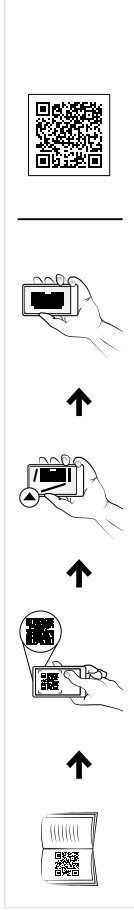

**Pack quantity:**

1 swing frame with hinges.

**Mounting requirements:**

ESFC for 600 mm, 800 mm, 1000 mm, 1200 mm wide steel, combinable enclosures. Add ESFB for mounting in a steel, combinable enclosure.

For enclosure	H	U	H1	H2	H3	Item no.
1400	27	1203	1257	1337	1337	ESFC276
1600	31	1381	1445	1515	1515	ESFC316
1800	36	1603	1667	1737	1737	ESFC366
2000	40	1781	1845	1915	1915	ESFC406
2200	45	2003	2067	2137	2137	ESFC456



- Swing frame
- Support bars 600 wide
- Support bars 800/1000 wide
- Support bars 1200 wide
- Depth dividing bar

## Floor Standing Enclosures Steel Range

### Accessories | 19" mounting

#### Swing Frame middle mounted, ESFM

**Description:**

Full height swing frame for 19" components allowing left and right hand opening with grip over the full height. Can be used in steel, combinable and compact enclosures. Hinges designed to give extra build-in depth. Adjustable top hinge for square mounting of the swing frame. Rigid W-shaped frame profile for square mounting. Zinc plated 19" vertical profiles for direct earthing of the mounted components. Full access to the enclosure aperture can be acquired by the standard fitted 180° hinges. For mounting use transversal support bars ESFB. Depth support and easy cable routing is achieved with depth mounting plate SFMP. Adjustable in depth by steps of 12.5 mm.

**Maximum load:**

1800 N, supplied with a self-positioning device.

**Lock:**

Double-bit 3 mm espagnolette (other lock options possible).

**Material:**

19" vertical profiles 2 mm zinc plated steel. Frame: vertical profiles 2 mm and horizontal profiles 3 mm.

**Finish:**

RAL 7035 structured powder coating.


**Pack quantity:**

1 swing frame with 180° hinges.

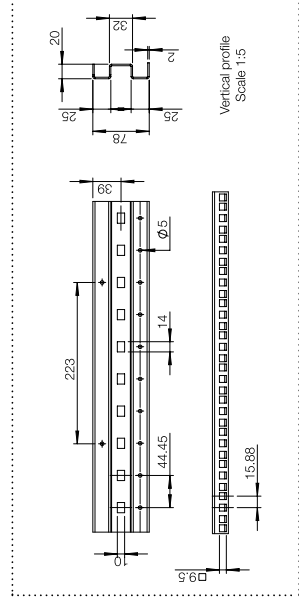
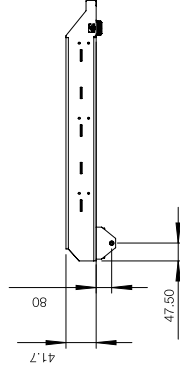
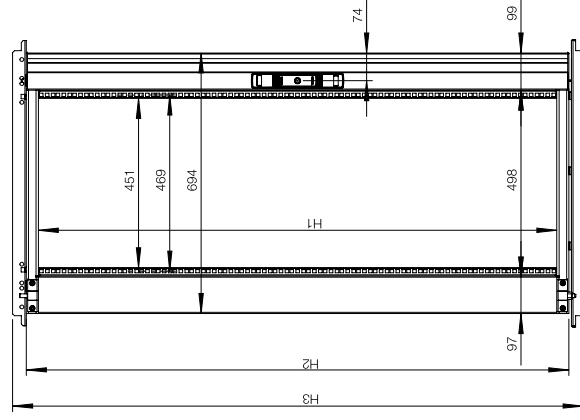
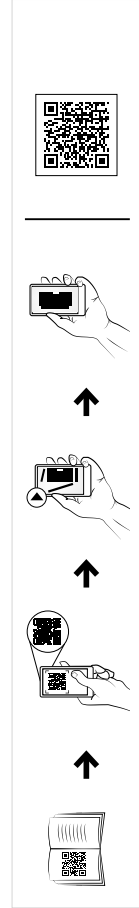
**Mounting requirements:**

ESFM for 800 mm and 1000 mm wide steel, combinable enclosures. Add ESFB for mounting in a steel, combinable enclosure.

For enclosure	H	U	H1	H2	H3	Item no.
1400	27	1203	1267	1337	ESFM278	
1600	31	1381	1445	1515	ESFM318	
1800	36	1603	1667	1737	ESFM368	
2000	40	1781	1845	1915	ESFM408	
2200	45	2003	2067	2137	ESFM458	



Support bars 800/1000 wide



# Floor Standing Enclosures Steel Range

## Accessories | 19" mounting

### Swing Frame side mounted, ESFS

**Description:**

Full height swing frame for 19" components allowing left and right hand opening with grip over the full height. Can be used in steel, combinable and compact enclosures. Hinges designed to give extra build-in depth. Adjustable top hinge for square mounting of the swing frame. Rigid W-shaped frame profile for heavy equipment. Zinc plated 19" vertical profiles for direct earthing of the mounted components. Standard equipped with 130° hinges. Full access to the enclosure's aperture can be achieved by use of 180° hinges ESFH180. For mounting use transversal support bars ESFB. Depth support and easy cable routing is achieved with depth mounting plate SFMP. Adjustable in depth by steps of 12.5 mm.

**Maximum load:**

1800 N, supplied with a self-positioning device.

**Lock:**

Double-bit 3 mm espagnolette (other lock options possible).

**Material:**

19" vertical profiles 2 mm zinc plated steel. Frame: vertical profiles 2 mm and horizontal profiles 3 mm.

**Finish:**

RAL 7035 structured powder coating.

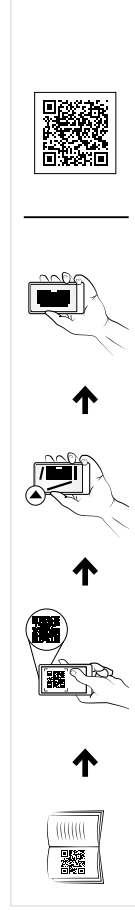
**Pack quantity:**

1 swing frame with hinges.

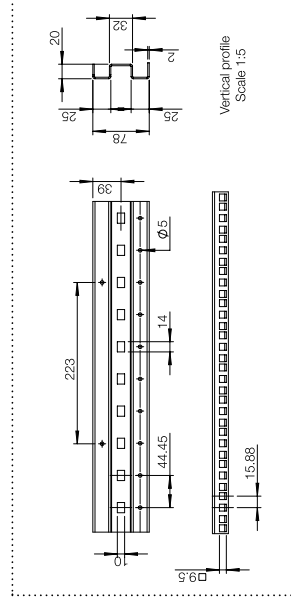
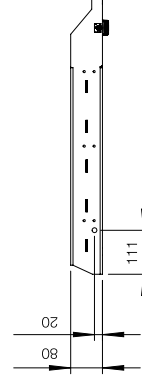
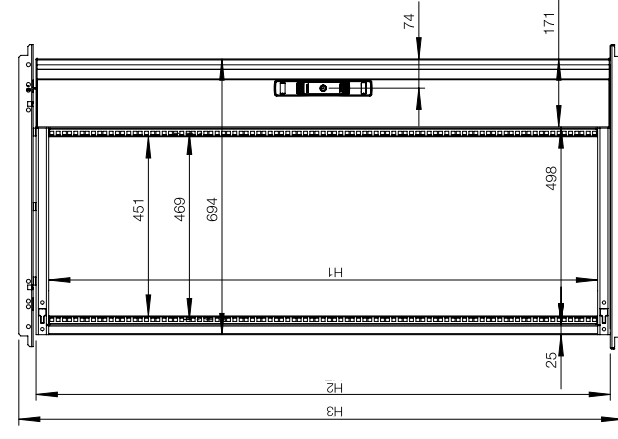
**Mounting requirements:**

ESFS for 800 mm, 1000 mm wide steel, combinable enclosures. Add ESFB for mounting in a steel, combinable enclosure.

For enclosure		U	H1	H2	H3	Item no.
1400	27	1203	1267	1337	1337	ESFS278
1600	31	1381	1445	1515	1515	ESFS318
1800	36	1603	1667	1737	1737	ESFS368
2000	40	1781	1845	1915	1915	ESFS408
2200	45	2003	2067	2137	2137	ESFS468

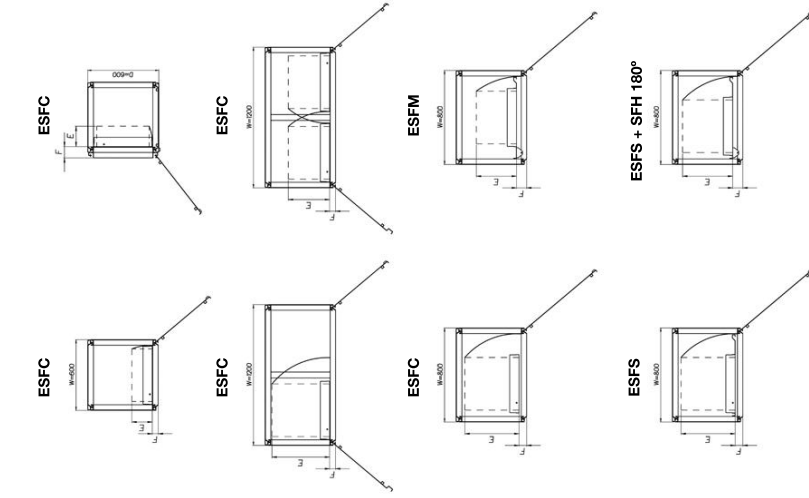


■ Support bars 800/1000 wide



## Floor Standing Enclosures Steel Range


### Accessories | 19" mounting



Partial height, Top mounting

Partial height, Middle mounting

Partial height, Bottom mounting



ESFC  
Width: 600 mm



ESFC  
Width: 800-1000 mm



ESFC  
Width: 1200 mm



ESFM / ESFS  
Width: 800-1000 mm

■ Swing frame ■ Support bars 600 wide ■ Support bars 800/1000 wide ■ Mounting profile

#### Maximum build-in depth - E

Depth	ESFC	ESFC in 800W	1xESFC in 1200W	2xESFC in 1200W	ESFS	ESFS + SFH 180°	ESFM	ESFS+SFH 180	ESFM
400	175	280	295	295	280	260	260	260	260
500	175	380	395	355	380	360	360	360	345
600	175	465	495	355	465	430	430	430	345
800	175	465	395	355	465	430	430	430	345
F	51	51	51	51	65	86	86	86	86

ESFC can also be mounted inside of a 600 deep enclosure in combination with a side door (DS).

Maximum build-in depth - E E=175, F=96.

#### Maximum opening angle

Item No	Opening angle degrees i.o.w.	Opening angle degrees i.w.	Max. loading (kg)
ESFC	125	125	150
ESFC interior	120	120	150
ESFM + ESFH	120	155	120
ESFS interior	120	130	120
ESFS + SFH	180	155	120

#### Maximum support per hinge type

Item No	Opening angle degrees i.o.w.	Max. loading (kg)
ESFC	125	150
ESFC	120	150
ESFM + ESFH	180	120
ESFS + ESFH	180	120
ESFS + SFH	180	120



## Floor Standing Enclosures Steel Range

### Accessories | 19" mounting

#### Swing Frame transversal support bars, ESFB

**Description:**

For full height mounting of swing frames in steel, combinable and compact enclosures. When partial height mounting is required use the ESFB in combination with CLPK or CLPF. The swing frames can be mounted both left and right hand opening. One man installation with integrated safety catch which holds the swing frame in the mounting position (130° hinges). Pre-punched holes for mounting a door switch (DSW01) is provided in the top swing frame support with W>600mm and with ESFS or ESFM swing frames.

**Material:** 3 mm zinc plated steel.

**Mounting requirements:** Support bars (ESFB) 600 mm wide can also be mounted directly into a 1200 mm wide enclosure by means of a V8D. Support bars (ESFB) 800 mm wide can also be mounted directly in 1600 mm wide enclosures.

**Pack quantity:** One complete kit for a swing frame.

For enclosure		Item no.
W	600	ESFB06
	800	ESFB08
	1000	ESFB10
	1200	ESFB12

To mount 2 x ESFC swing frames, an additional mounting kit ESFB12XKIT is required.

#### Swing Frame hinges 180°, ESFH

**Description:**

Allows the swing frame to be opened up to 180°. Adjustable top hinge for square mounting of the swing frame. Smart hinge point position giving maximum build-in depth.

**Material:** Zinc plated steel.

**Pack quantity:** 1 set.

**Mounting requirements:** To be used in combination with ESFS mounted in 800 mm, 1000 mm and 1200 mm wide enclosures.

Item no.	
	ESFH180

#### Swing frame door stop, ESFD

**Description:**

To enable locking of the swing frame in the open position. Mounted directly onto the swing frame and support bars. The door stop can be easily disconnected to provide full opening of the swing frame.

**Material:** Zinc plated steel.

**Pack quantity:** 1 piece with mounting accessories.

Item no.	
Opening degree	ESFD130
130°	
180°	ESFD180

#### Transport bracket for swing frame, ESFT

**Description:** To block swing frame in a closed position during transportation.

**Pack quantity:** 1 piece with mounting accessories.

Description	Item no.
Swing frame stopper	ESFT01



#### Swing Frame mounting plates, SFMP

**Description:** Full height mounting plates for easy cable routing and to support heavy equipment. Fits with ESFC, ESFS, ESFM Swing frames. Suitable for enclosures up to 600 mm. Can be fitted with chassis support (SFSU) or DIN rails (PP).

**Material:** 2 mm zinc plated steel

**Pack quantity:** 2 mounting plates with mounting accessories.

For enclosure		Item no.
H	1400	SFMP14
	1600	SFMP16
	1800	SFMP18
	2000	SFMP20
	2200	SFMP22



#### Swing Frame chassis support, SFSU

**Description:** To add in-depth support and relieve pressure on heavy chassis applications.

**Material:** 2 mm zinc plated steel

**Pack quantity:** 1 pair with mounting accessories.

**Mounting requirements:** For full height swing frames the SFMP can be added for more in-depth support and easy cable routing. Mounted directly to the back of the swing frame or to the Swing Frame mounting plate SFMP.

Item no.	
	SFSU02



## Floor Standing Enclosures Steel Range

### Accessories | 19" mounting

#### Partial height swing frames, SFCP

**Description:**

Partial height swing frame for 19" components allowing left or right hand opening. Can be used in wall mounted, steel enclosures, and floor standing, combinable and compact, steel enclosures. Rigid S-shaped frame profile equipped with 19" hole pattern in front and back. Zinc plated frame for direct earthing of the mounted components. Standard opening angle 125°-155°. Mounting in wall mounted, steel enclosures requires the SFBP transversal support in combination with the AVB. Mounting in floor standing steel combinable enclosures requires the SFBP transversal support.

**Lock:**  
1 double-bit 3 mm lock.

**Material:**  
2 mm zinc plated steel.

**Pack quantity:**  
1 swing frame with hinges.

**Mounting requirements:**

Mounting in wall mounted, steel enclosures requires the SFBP transversal support in combination with the AVB. Mounting in floor standing steel combinable enclosures requires the SFBP transversal support. Adjustable in depth in combination with CLPK profiles.

For enclosure		U	Max. loading	Item no.
H	600	3	150 N	SFCP036
	600	6	300 N	SFCP066
	600	10	500 N	SFCP106
	800	12	500 N	SFCP126
	800	15	500 N	SFCP156
	1000	19	500 N	SFCP196
	1200	24	500 N	SFCP246

#### Partial SF transversal brackets, SFBP

**Description:**

Enables partial height swing frames to be mounted in floor standing, combinable and compact, steel enclosures with full access to the enclosure's aperture. The swing frame can be mounted to allow both left and right hand opening.

**Material:**  
3 mm zinc plated steel.

**Pack quantity:**  
1 complete kit for one swing frame.

**Mounting requirements:**  
The SFBP can be used in double door enclosures by means of the VB/CDV divider profile. For depth adjustment use CLPK profiles.

Item no.
SFBP03



#### Partial SF transversal support bars, SFBP

**Description:**

Enables partial height swing frames to be mounted in wall mounted, steel enclosures, and floor standing, combinable, steel enclosures. The swing frames can be mounted to allow both left and right hand opening.

**Material:**  
3 mm zinc plated steel.

**Pack quantity:**  
1 complete kit including mounting brackets for one swing frame.

**Mounting requirements:**

For wall mounted, steel enclosures, use in combination with the AVB profiles. For floor standing enclosures, it can be mounted directly to the enclosure frame or adjustable in depth, in steps of 25 mm, by means of the CLPK.

For enclosure		Item no.
W	600	SFBP600
	800	SFBP800

#### 19" Mounting profiles, CIP

**Description:**

Full height mounting profiles to achieve 482,6 mm (19") mounting requirements on all sides. Fully adjustable in depth.

**Material:**  
2 mm zinc plated steel.

**Pack quantity:**  
1 pair.

**Mounting requirements:**  
To be used in conjunction with CB or CID profiles. For partial height mounting the CWR is required.

For enclosure		U	Item no.
H	1000	20	CIP20
	1100	22	CIP22
	1200	24	CIP24
	1400	29	CIP29
	1600	33	CIP33
	1800	38	CIP38
	2000	42	CIP42
	2200	47	CIP47



## Floor Standing Enclosures Steel Range

### Accessories | 19" mounting

#### 19" Mounting profiles, CIPD

**Description:** Side universal 19" punching. For additional internal support.

**Material:** 2 mm zinc plated steel.

**Pack quantity:** 1 pair.

**Mounting requirements:** To be used in conjunction with CIB or CID profiles. For partial height mounting the CIWR is required.

For enclosure		
H	U	Item no.
1600	33	CIPD33
1800	38	CIPD38
2000	42	CIPD42
2200	47	CIPD47

#### Profiles for 19" profiles fixing, CIB

**Description:** For fitting 19" vertical profiles CIP/CIPD in 600 mm and 800 mm wide enclosures. Fully adjustable in depth.

**Material:** 3 mm zinc plated steel.

**Pack quantity:** 2 profiles with mounting accessories.

For enclosure		Item no.
W	D	
600	600	CIB600
800	800	CIB800

#### Profiles for 19" profiles asymmetric fixing, CID

**Description:** For fitting asymmetric 19" mounting profiles CIP/CIPD in 800 mm or wider enclosures. Fully adjustable in depth. Especially suited when heavier (active) components will be fitted.

**Material:** 3 mm zinc plated steel.

**Pack quantity:** 4 profiles with mounting accessories.

For enclosure		
W	D	Item no.
800/1000	600	CID600
800/1000	800	CID800

#### 19" partial height mounting profiles, CIPP

**Description:** Partial height 19" vertical profiles to achieve 482.6 mm (19") mounting requirements on all sides. Adjustable in depth in steps of 25 mm using the CLPK click-in profiles.

**Material:** 2 mm zinc plated steel.

**Pack quantity:** 2 pieces with mounting accessories.

**Mounting requirements:** To be used with brackets CIC in 800 mm wide enclosures.

U	Item no.
6	CIPP06
9	CIPP09
10	CIPP10
11	CIPP11
13	CIPP13
15	CIPP15
18	CIPP18

#### Brackets for 19" partial height mounting profiles, CIC

**Description:** For fixing 19" vertical profiles CIPP in 800 mm wide enclosures. Adjustable in depth in steps of 25 mm by using the CLPK click-in profiles.

**Material:** 3 mm zinc plated steel

**Pack quantity:** 4 brackets with mounting accessories.

Item no.
CIC04

#### 19" Width reducers, CIWR


**Description:** Used to obtain 19" mounting facilities in 800 mm wide enclosures. Allows the mounting of CIP/CIPP profiles on partial or full height at any depth.

**Material:** 2 mm zinc plated steel

**Maximum load:** Maximum supported weight is 5000N on 2 pair of CIWR and 8000N on 3 pair of CIWR.

**Pack quantity:** 1 pair with mounting accessories.

For enclosure		Mounting plate dimensions		Item no.
W	D	w	h	
800	600	19"	19"	CIWR8196
800	800	19"	19"	CIWR8198



# Floor Standing Enclosures Steel Range

## Accessories | 19" mounting

### Front frame cover, FFC

**Description:** To cover the framework around the door aperture on 600 mm wide data-telecom enclosures, when a door is not fitted.

**Material:** 1,75 mm steel plate.

**Finish:** RAL 7035 structured powder coating.

**Pack quantity:** 1 set with mounting accessories.

Enclosure dimensions			
H	W	Height U	Item no.
2000	600	42	FFC2006R5

### Front Phillips screws, CHS

**Description:** For the mounting of front closing panels (PAC/PAL) or shelves on to the 19" profiles. To be used in combination with plastic washer PW6.

**Length:** 16 mm.

**Pack quantity:** 50 pieces.

Thread	Item no.
M6	CHS616

### Plastic washers, PW

**Description:** Plastic washer for the M6 front Phillips screws (CHS). To prevent damaging the front of the patch panels.

**Pack quantity:** 50 pieces.

Item no.
PW6

### Cage nuts, CN

**Description:** For 2 mm steel thickness.

**Pack quantity:** 50 pieces.

Thread	Item no.
M6	CN6

### Friction slide, L

**Description:** To support heavy components which are only fitted to the front. Mounted between two 19" profiles. Version fixed with 2 screws per profile, and version with click-in fixation.

**Material:** Click-in version 1.5 mm and mounted version 3 mm zinc plated steel.

**Pack quantity:** 1 pair with fixing material.

Length	Type	Max. loading	Item no.
279	screwed	980 N	L279
406	screwed	980 N	L406
406	click-in	490 N	L406C
470	screwed	980 N	L470
470	click-in	490 N	L470C
597	screwed	980 N	L597
700	screwed	980 N	L700

### Front fixation 19" shelf, MTR

**Description:** For front mounting. The tray can be adjusted towards front or rear. Ventilation openings.




**Additional information:** Can be used with swing frames.

**Material:** 1.5 mm steel.

**Finish:** RAL 7035.

**Pack quantity:** 1 complete kit with mounting material.

W	D	U	Max. loading	Item no.
19"	250	2	150N	MTR1279
19"	400	2	150N	MTR1406
19"	500	2	150N	MTR1470



## Floor Standing Enclosures Steel Range

### Accessories | 19" mounting

#### 19" shelf, VSF

**Description:** Maximum loading capacity when mounted directly onto the 19" profiles, front and rear. Ventilation openings.

**Material:** 1.5 mm steel.

**Finish:** RAL 7035.

**Pack quantity:** 1 shelf with mounting material.

For enclosure			
W	D	Max. loading	Item no.
19"	404	1200 N	VSFI406
19"	468	1200 N	VSFI470
19"	595	1200 N	VSFI597

#### 19" telescopic shelf, VTS

**Description:** Mounted directly onto the 19" profiles, front and rear, 1U high. Ventilation openings.

**Material:** 1 mm steel.

**Finish:** RAL 7035.

**Pack quantity:** 1 shelf and 2 quick mounting 3-member slides, front handle and mounting material.

For enclosure			
W	D	Max. loading	Item no.
19"	500	500 N	VTSI470
19"	600	500 N	VTSI597

#### 1U Keyboard tray, DKB


**Description:** For the installation of narrow 19" wide keyboard for PC, server or control system. Mounted directly to existing 19-inch profiles in front and rear.

**Material:** 1.25 mm steel.

**Finish:** RAL 7035.

**Pack quantity:** 1 keyboard tray with telescopic rails and fixing accessories.

H	W	D	U	Item no.
32	406	182	1	DKB02



#### Power distribution box, PWB

**Description:** For circuit breakers, switches or sockets installed in racks. Opening for up to 22 modules (18 mm). DIN rail adjustable in depth by 15 mm. Box is equipped with two earthing rails 10 x 8 mm. Length is 120 mm with 15x MS connections each. Cable entrance in the rear 400 x 35 mm fitted with cable brush.

**Material:** 1.5 mm steel plate.

**Finish:** RAL 7035.

**Pack quantity:** 1 piece.

Height U	D	Item no.
3	135-150	PWB03



#### Painted steel front panels, PAC


**Description:** Plain 19" front panel.

**Material:** 3 mm steel.

**Finish:** RAL 7035.

**Pack quantity:** 1 piece.

Height U	W	h	Item no.
1	19"	44.45	PAC01
2	19"	88.90	PAC02
3	19"	133.35	PAC03
4	19"	177.80	PAC04
6	19"	266.70	PAC06



#### Ventilated front panels, PACV


**Description:** Ventilated 19" front panel.

**Material:** 3 mm steel.

**Finish:** RAL 7035.

**Pack quantity:** 1 piece.

Height U	W	h	Item no.
1	19"	44.45	PACV01





## Floor Standing Enclosures Steel Range

### Accessories | 19" mounting

#### Patch panels, PAP

**Description:**

For cable entry, with edge protection or for connectors RJ45, A 20 mm band on one side is left unpainted on the rear side for optimal earthing with the 19" profile.

1.5 mm galvanized steel.

**Material:** RAL 7035.

**Finish:** 1 piece.

**Pack quantity:**

N° of cut outs	Height U	Usage	Item no.
1	1	Cable entry	PAP01CE

*Other cut-outs and special patch panels are available on request.*



#### 19" Power Distribution Unit, HPDS

**Description:**

With or without ON/OFF switch. Including 2 m cable with right angle plug. 19" assembly brackets can be turned by 90°. Outlets 35° turned.

**Material:** Aluminium extrusion, anodized. Outlets polyamide 6.6. RAL 7035: Nickel plated earth contacts.

**Cable with angle plug:** 2 m x 1.5 mm², Schuko.

**Rated power:** 16 A / 3600 W.

**Earthing:** Double earthing.

**Delivery:** 1 complete PDU with power cable and 19" assembly brackets and fixing kit.

Outlets	Illuminated ON/OFF switch	Over voltage protection	Filters	Item no.
Schuko 9 x 250 V / 16 A	No	No	No	HPDS119009
Schuko 8 x 250 V / 16 A	Yes	No	No	HPDS119108

*HPDS 119009 (height units), 119009 (with 19"), 119009 (0-no switch, 1=switch 2-over-voltage protection), 119009 (no. of outlets). Note: UK supplies UK sockets.*



#### Ventilation modules with thermostat, UVT

**Description:**

Ventilation shelf with controller that regulates the temperature and air flow inside the racks. The unit consists of a fan controller and 2 or 4 fans inside a one unit shelf. The electronic sensor can be attached where the temperature is most critical (hot spot), close to your most expensive equipment, to ensure the correct temperature and air flow. The current temperature is displayed on the front of the unit, where it is possible to see preset values and intervals. The presence of an automatic control allows the system to switch on the ventilation only when the temperature goes beyond the operator preset value. Thereby the equipment gets less dusty and the energy consumption is reduced as well as the sound level. In other words the ventilation system saves energy, but also prolongs the life of the ventilators, which are operating only when needed. Fully wired and ready to connect.

**Voltage:** 200-235 V.

**Alternating current frequency:** 50-60 Hz.

**Power of the fan:** 22 Watt.

**Consumption current:** 0.28A / 0.56A.

**Air circulation:** 4.4 / 8.8 m³/min.

**Measurement limits:** -50 °C ... +125 °C.

**Measurement accuracy:** +/-0.5°C.

**Working temperature:** 0...+50°C.

**Relative air humidity (air temp. +35C):** 80%.

**Noise level:** 35 decibel.

**Lifetime:** 30.000 hours.

**Approvals:** UL, CSA, VDE, TÜV.

**Switch:** No.

**Thermostat:** Yes.

**Pack quantity:** 1 unit including power cable (1.5 m) with Shuko plug and sensor cable (1.2 m). Version with 4 fans is supplied with a depth fixing bracket.

**Thermostat:** Yes.

**Pack quantity:** 1 unit including power cable (1.5 m) with Shuko plug and sensor cable (1.2 m). Version with 4 fans is supplied with a depth fixing bracket.

Description	U	Internal depth	Item no.
2 fans	1	255	UVT2552
4 fans	1	455 - 670 max	UVT4554

*24V DC and 115V available on request.*





## Floor Standing Enclosures Steel Range

### Accessories | 19" mounting

#### Cable tray, DCT

**Description:** Cable tray with punching for cable management in the side of the enclosure. Length 1.9 m.

**Material:** 1.5 mm zinc plated steel.

**Mounting requirements:** DCT cable trays are to be mounted on CLPK or CLPF profiles.

**Pack quantity:** 1 piece.

H	W	Item no.
1880	200	DCT200



#### Cable tray, CTN

**Description:** Mesh cable tray providing fast and flexible routing of cables in the enclosure. Cables can enter into the tray from all sides. The tray can be cut to required length. Easy and quick fixing with the CTC clamps.

**Material:** Steel wire, zinc plated.

**Additional information:** CTN cable trays are to be mounted on CLPK or CLPF profiles.

**Pack quantity:** 1 piece.

H	W	For enclosure		Item no.
		D	D	
3000	100	54	54	CTN30105
3000	200	54	54	CTN30205



## Floor Standing Enclosures Steel Range

### Accessories | Shelves

#### Ventilated shelves, SHC


**Description:** Mounted directly onto the enclosure's frame.

**Material:** 2 mm zinc plated steel.

**Maximum load:** 500 N.

**Pack quantity:** 1 shelf with mounting accessories.

W	D	Mounting plate dimensions			Item no.
		w	w	d	
600	600	509	509	555	SHC0606
600	800	509	509	755	SHC0608
800	600	709	709	555	SHC0806
800	800	709	709	755	SHC0808
800	900	709	709	855	SHC0809



#### Telescopic shelf HD, SHTH


**Description:** For easy access to installed equipment. Mounted directly to the enclosure's frame with integrated handle. Reversed mounting possible.

**Material:** 2 mm zinc plated steel.

**Maximum load:** 1000 N.

**Pack quantity:** 1 ventilated shelf and 1 pair of telescopic slides with mounting accessories.

For enclosure		Item no.		
W	D	D	D	
600	600	600	600	SHTH0606
600	800	600	800	SHTH0608
800	600	600	600	SHTH0806
800	800	600	800	SHTH0808



#### Telescopic ventilated shelf, SHT

**Description:** For easy access to installed equipment. Mounted directly to the enclosure's frame. Partial depth mounting is an option. Possibility to take the shelf out of the slides even after mounting into the enclosure. Reversed and side mounting possible.


**Material:** 2 mm zinc plated steel.

**Maximum load:** 500 N.

**Pack quantity:** 1 ventilated shelf and 1 pair of telescopic slides with mounting accessories.

**Mounting requirements:** Add SHTP profiles for full/partial depth installation to the enclosures frame.

W	D	Shelf dimensions			Item no.
		w	w	d	
600	600	460	460	550	SHT0606
600	800	460	460	750	SHT0608
800	600	660	660	550	SHT0806
800	800	660	660	750	SHT0808



## Floor Standing Enclosures Steel Range

### Accessories | 19" mounting

#### Cable tray, DCT

**Description:** Cable tray with punching for cable management in the side of the enclosure. Length 1.9 m.

**Material:** 1.5 mm zinc plated steel.

**Mounting requirements:** DCT cable trays are to be mounted on CLPK or CLPF profiles.

**Pack quantity:** 1 piece.

H	W	Item no.
1880	200	DCT200



#### Cable tray, CTN

**Description:** Mesh cable tray providing fast and flexible routing of cables in the enclosure. Cables can enter into the tray from all sides. The tray can be cut to required length. Easy and quick fixing with the CTC clamps.

**Material:** Steel wire, zinc plated.

**Additional information:** CTN cable trays are to be mounted on CLPK or CLPF profiles.

**Pack quantity:** 1 piece.

H	W	For enclosure		Item no.
		D	D	
3000	100	54	54	CTN30105
3000	200	54	54	CTN30205




#### Cable tray clamps, CTC

**Description:** Kit of fixing clamps for the mesh cable tray CTN. Provides a quick and heavy duty fixing for the cable tray and ensures 100% safety for the cables.

**Material:** Zinc plated steel.

**Pack quantity:** 1 kit with 50 clamps and screws.


Item no.
CTC50



## Floor Standing Enclosures Steel Range

### Accessories | Shelves

#### Mounting profiles for SHT, SHTP



**Description:**

Profiles for partial and full depth mounting of the telescopic shelf SHT. Makes possible to mount a 600 mm deep SHT in a 800 mm deep enclosure. Fixed directly to the enclosure's frame. Fully adjustable in height in steps of 12.5 mm.

**Material:**

1.5 mm zinc plated steel.

**Pack quantity:** 2 profiles with mounting accessories.

For enclosure		Item no.
D	600	SHTP600
	800	SHTP800

#### Seismic bracket kit, SBK



**Material:**

Side bars: 4 mm galvanized steel. Brackets: 3 mm galvanized steel.

**Pack quantity:**

1 seismic bracket with mounting material.

**Mounting requirements:** Depth mounted CE/CK Click in profile and width mounted CE carrier bar at the top and bottom to comply with the seismic tests.

For enclosure			
H	W	D	Item no.
2000	600	400	SBK20064
2000	600	600	SBK20066
2000	800	600	SBK20086
2000	800	800	SBK20088

\*Other dimensions are available upon request.

# Floor Standing Enclosures

## Steel Range

### Accessories | Fixation

# 01

Floor Standing Enclosures

1

#### Plinth

Mild steel, combinable enclosures

MCS / MCD

Required accessories

		Page
STAND ALONE ENCLOSURE	Plinth	166 168
	Ventilated plinth	167 168
BAYED ENCLOSURES	Plinth without communication between the plinths, with reinforcement in depth	166 168
	Plinth with communication between the plinths, without reinforcement in depth	166 168
	Plinth with communication between the plinths, with reinforcement in depth	166 168
	Ventilated plinth without communication between the plinths, with reinforcement in depth	167 168
	Ventilated plinth with communication between the plinths, without reinforcement in depth	167 168
	Ventilated plinth with communication between the plinths, with reinforcement in depth	167 168

Mild steel, compact enclosures

MKS / MKD

Required accessories

	Page
Front/rear plinths, PF Plinth side panels, PS	166 168
Ventilated front/rear plinths, PV Plinth side panels, PS	167 168
Not available	N/A
Not available	N/A
Not available	N/A
Not available	N/A
Not available	N/A
Not available	N/A
Not available	N/A
Not available	N/A
Not available	N/A

Stainless steel, combinable enclosures

MCSS / MCDS

Required accessories

	Page
Stainless steel front/rear plinths, PFS Stainless steel plinth side panels, PSS	169 170
Not available	N/A
Front/rear plinths, PFS One per enclosure Side plinths, PSS One per enclosure	169 170
Front/rear plinths, PFS One per enclosure Side plinths, PSS One per group of enclosures	169 170
Not available	N/A
Not available	N/A
Not available	N/A
Not available	N/A
Not available	N/A
Not available	N/A

Stainless steel, compact enclosures

EKSS / EKDS

Required accessories

	Page
Stainless steel front/rear plinths, PFS Stainless steel plinth side panels, PSS	169 170
Not available	N/A
Not available	N/A
Not available	N/A
Not available	N/A
Not available	N/A
Not available	N/A
Not available	N/A
Not available	N/A
Not available	N/A

# Floor Standing Enclosures

## Steel Range

### Accessories | Fixation

# 01

Floor Standing Enclosures

1

#### Leveling feet and wheels

Mild steel, combinable enclosures

MCS / MCD

	Required accessories	Page
<b>LEVELING FEET</b>	Leveling feet, LF One per enclosure	170
Fixation in the plinth, for stand alone enclosures	Front/rear plinths, PF or PV Plinth side panels, PS Leveling feet, LF	166 168 170
Fixation in the plinth, for bayed enclosures without communication between the plinths	Front/rear plinths, PF or PV One per enclosure Plinth side panels, PS One per enclosure Leveling feet, LF One per enclosure	166 168 170
Fixation in the plinth, for bayed enclosures with communication between the plinths	Front/rear plinths, PF or PV One per enclosure Plinth combining profiles, PCP One per enclosure joining Plinth side panels, PS One per group of enclosures Leveling feet, LF One per enclosure	166 168 168 170
<b>WHEELS</b>	Casters, LCR One per enclosure	171
Fixation in the plinth, for stand alone enclosures	Front/rear plinths, PF or PV Plinth side panels, PS Casters, LCR	166 168 171
Fixation in the plinth, for bayed enclosures without communication between the plinths	Front/rear plinths, PF or PV One per enclosure Plinth side panels, PS One per enclosure Casters, LCR One per enclosure	166 168 171
Fixation in the plinth, for bayed enclosures with communication between the plinths	Front/rear plinths, PF or PV One per enclosure Plinth combining profiles, PCP One per enclosure joining Plinth side panels, PS One per group of enclosures Casters, LCR One per enclosure	166 168 168 171

Mild steel, compact enclosures

MKS / MKD

	Required accessories	Page
<b>LEVELING FEET</b>	Leveling feet, LF One per enclosure	170
Fixation in the plinth, for stand alone enclosures	Front/rear plinths, PF or PV Plinth side panels, PS Leveling feet, LF	166 168 170
Fixation in the plinth, for bayed enclosures without communication between the plinths	Not available	N/A
Fixation in the plinth, for bayed enclosures with communication between the plinths	Not available	N/A
<b>WHEELS</b>	Casters, LCR One per enclosure	171
Fixation in the plinth, for stand alone enclosures	Front/rear plinths, PF or PV Plinth side panels, PS Casters, LCR	166 168 171
Fixation in the plinth, for bayed enclosures without communication between the plinths	Not available	N/A
Fixation in the plinth, for bayed enclosures with communication between the plinths	Not available	N/A

Stainless steel, combinable enclosures

MCSS / MCDS

	Required accessories	Page
<b>LEVELING FEET</b>	Leveling feet, LF One per enclosure	170
Fixation in the plinth, for stand alone enclosures	Front/rear plinths, PFS Side plinths, PSS Leveling feet, LF	169 170 170
Fixation in the plinth, for bayed enclosures without communication between the plinths	Front/rear plinths, PFS One per enclosure Side plinths, PSS One per enclosure Leveling feet, LF One per enclosure	169 170 170
Fixation in the plinth, for bayed enclosures with communication between the plinths	Not available	N/A
<b>WHEELS</b>	Casters, LCR One per enclosure	171
Fixation in the plinth, for stand alone enclosures	Front/rear plinths, PFS Side plinths, PSS Casters, LCR	169 170 171
Fixation in the plinth, for bayed enclosures without communication between the plinths	Front/rear plinths, PFS One per enclosure Side plinths, PSS One per enclosure Casters, LCR One per enclosure	169 170 171
Fixation in the plinth, for bayed enclosures with communication between the plinths	Not available	N/A

Stainless steel, compact enclosures

EKSS / EKDS

	Required accessories	Page
<b>LEVELING FEET</b>	Leveling feet, LF One per enclosure	170
Fixation in the plinth, for stand alone enclosures	Front/rear plinths, PFS Side plinths, PSS Leveling feet, LF	169 170 170
Fixation in the plinth, for bayed enclosures without communication between the plinths	Not available	N/A
Fixation in the plinth, for bayed enclosures with communication between the plinths	Not available	N/A
<b>WHEELS</b>	Casters, LCR One per enclosure	171
Fixation in the plinth, for stand alone enclosures	Front/rear plinths, PFS Side plinths, PSS Casters, LCR	169 170 171
Fixation in the plinth, for bayed enclosures without communication between the plinths	Front/rear plinths, PFS One per enclosure Side plinths, PSS One per enclosure Casters, LCR One per enclosure	169 170 171
Fixation in the plinth, for bayed enclosures with communication between the plinths	Not available	N/A

# Floor Standing Enclosures Steel Range

## Accessories | Fixation

### Wall brackets

	Mild steel, combinable enclosures	Mild steel, compact enclosures	Stainless steel, combinable enclosures	Stainless steel, compact enclosures
<b>WALL BRACKETS</b>	<p><b>MCS / MCD</b></p> <p>Required accessories</p> <p>Wall fixing brackets, CCB</p> <p>171</p>	<p><b>MKS / MKD</b></p> <p>Required accessories</p> <p>Wall fixing brackets, CCB</p> <p>171</p>	<p><b>MCSS / MCDS</b></p> <p>Required accessories</p> <p>Stainless steel wall fixing brackets, CCBs</p> <p>171</p>	<p><b>EKSS / EKDS</b></p> <p>Required accessories</p> <p>Stainless steel wall fixing brackets, CCBs</p> <p>171</p>
	<p>Stand alone enclosure</p> <p>Bayed enclosures</p> <p>Wall fixing brackets, CCB One per enclosure</p> <p>171</p>	<p>Wall fixing brackets, CCB</p> <p>Not available</p> <p>N/A</p>	<p>Stainless steel wall fixing brackets, CCBs</p> <p>Stainless steel wall fixing brackets, CCBs One per enclosure</p>	<p>Stainless steel wall fixing brackets, CCBs</p> <p>Not available</p> <p>N/A</p>

	Mild steel, compact enclosures	Stainless steel, combinable enclosures	Stainless steel, compact enclosures
<b>WALL BRACKETS</b>	<p><b>MKS / MKD</b></p> <p>Required accessories</p> <p>Wall fixing brackets, CCB</p> <p>171</p>	<p><b>MCSS / MCDS</b></p> <p>Required accessories</p> <p>Stainless steel wall fixing brackets, CCBs</p> <p>171</p>	<p><b>EKSS / EKDS</b></p> <p>Required accessories</p> <p>Stainless steel wall fixing brackets, CCBs</p> <p>171</p>
	<p>Wall fixing brackets, CCB</p> <p>Not available</p> <p>N/A</p>	<p>Stainless steel wall fixing brackets, CCBs</p> <p>Stainless steel wall fixing brackets, CCBs One per enclosure</p>	<p>Stainless steel wall fixing brackets, CCBs</p> <p>Not available</p> <p>N/A</p>

## Floor Standing Enclosures Steel Range

### Accessories | Fixation

#### Front/rear Plinths, PF



**Description:**

Front and rear plinth sections. For cabling without any restrictions and in accordance with the VDE 0113 standard. The plinth consists of four corner pieces with removable front covers. The side panels PS are to be ordered separately. Produced in 100 mm and 200 mm heights. 200 mm high plinths are delivered with a rear cover for cabling that consists of two removable panels 100 mm high. The front cover is a one piece panel of 200 mm high. All panels have double returns on each side for added strength.

**Material:**

Corner pieces in 2 mm and panels in 1.5 mm mild steel.

**Finish:**

RAL 7022 structured powder coating.

**Pack quantity:**

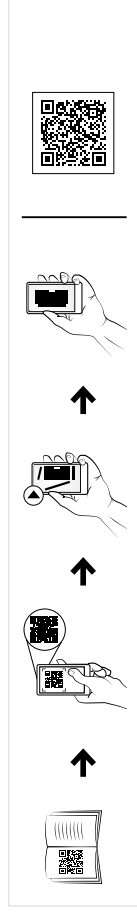
1 set of 4 corner pieces including covers. Front and rear panel (2 rear panels for 200 mm high plinths) with mounting accessories. Mounting accessories for side panels PS or transversal profiles PCP.

**Mounting requirements:**


Add the side panels PS for a complete plinth. When combining enclosures it is recommended to add transversal panels PCP for cable duct support and extra rigidity.

For enclosure			Item no.
H	W		
100	400		PF1040
100	500		PF1050
100	600		PF1060
100	800		PF1080
100	1000		PF1100
100	1200		PF1120
200	400		PF2040
200	500		PF2050
200	600		PF2060
200	800		PF2080
200	1000		PF2100
200	1200		PF2120

For enclosures 1600 mm wide use 2 x 800 mm wide plinths.



#### Ventilated front/rear plinths, PV



**Description:**

Front and rear plinth sections with ventilated panels. Recommended to be used in combination with the ventilated bottom plate CVB. For cabling without any restrictions and in accordance with the VDE 0113 standard. The plinth consists of four corner pieces with removable front covers. All panels have double returns for added strength. Only available in height of 100 mm.

**Material:**

Corner pieces in 2 mm and panels in 1.5 mm mild steel.

**Finish:**

RAL 7022 structured powder coating.

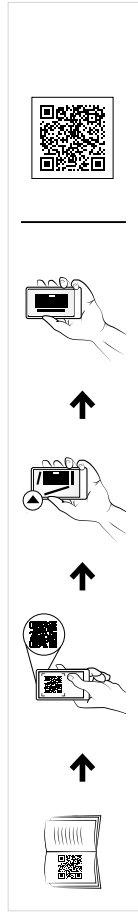
**Pack quantity:**

1 set of 4 corner pieces including covers. Front and rear panel with mounting accessories for side panels PS or transversal profiles PCP.

**Mounting requirements:**

Add the side panels PS for a complete plinth. When combining enclosures it is recommended to add transversal panels PCP for cable duct support and extra rigidity. Use ventilated bottom plates CVB to get better enclosure ventilation.

For enclosure			Item no.
W			
400			PV1040
600			PV1060
800			PV1080
1000			PV1100
1200			PV1120





## Floor Standing Enclosures Steel Range

### Accessories | Fixation

#### Side plinths, PS

**Description:**

Side panels to cover the openings in the sides of the PF/PV plinths. Double folded panels for maximum strength. Compatible with combinable and semi-compact enclosure ranges.

**Material:**

1.5 mm steel plate.

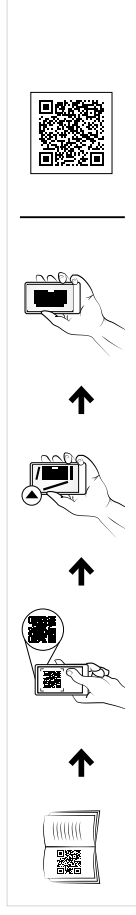
**Finish:**

RAL 7022 structured powder coating.

**Pack quantity:**

2 panels. Mounting accessories included with PF/PV.

For enclosure		
H	D	Item no.
100	300	PS1030
100	400	PS1040
100	500	PS1050
100	600	PS1060
100	800	PS1080
200	400	PS2040
200	300	PS2030
200	500	PS2050
200	600	PS2060
200	800	PS2080



#### Plinth combining profiles, PCP

**Description:**

Acts as a stabiliser when cabling is routed between bayed enclosures. With the PCP, plinths can be combined and fixed to the floor before the enclosures are mounted on them. The PCP can be used when cables have to go under the enclosure. For 200 mm high plinths, the PCP can be mounted in three different heights, top, middle or bottom. The hole pattern for cage nuts and M5 x 10 screws, allows accessories to be mounted.

**Material:**

2 mm steel plate.

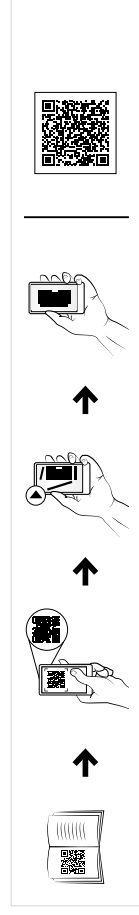
**Finish:**

RAL 7022 structured powder coating.

**Pack quantity:**

2 profiles with mounting accessories.

For enclosure	
D	Item no.
400	PCP04
500	PCP05
600	PCP06
800	PCP08



#### Front/Rear plinth, stainless steel, PFS

**Description:**

Front and rear plinth sections. For cabling without any restrictions and in accordance with the VDE 0113 standard. The plinth consists of four corner pieces with removable front covers. The side panels PSS are to be ordered separately. Produced in 100 mm and 200 mm heights. 200 mm high plinths are delivered with a rear cover for cabling that consists of two removable panels 100 mm high. The front cover is a one piece panel of 200 mm high. All panels have double returns on each panel for added strength.

**Material:**

AISI 304 / AISI 316L pre-grained stainless steel. Corners 2 mm and panels 1.5 mm.

**Finish:**

400 pre-grained stainless steel.

**Pack quantity:**

1x front plinth and 1x rear plinth with mounting accessories.

**Mounting requirements:**

Add the side panels PSS for a complete plinth.

For enclosure		
H	W	Item no.
100	600	PFS1060
100	600	PFS1060-316
100	800	PFS1080
100	800	PFS1080-316
100	1000	PFS1100
100	1000	PFS1100-316
100	1200	PFS1120
100	1200	PFS1120-316
200	600	PFS2060
200	600	PFS2060-316
200	800	PFS2080
200	800	PFS2080-316
200	1000	PFS2100
200	1000	PFS2100-316
200	1200	PFS2120
200	1200	PFS2120-316

For enclosures 1800 mm wide use 2 x 800 mm wide plinth.

#### Leveling feet, LF

**Description:**

Adjustable feet for leveling enclosures placed on uneven ground. Mounted directly to the enclosure's frame. Adjustment stroke: 30 mm.


**Maximum load:**

3000 N per foot.

**Pack quantity:**

4 pieces with mounting accessories.

Item no.	
LF430	



## Floor Standing Enclosures Steel Range

### Accessories | Fixation

#### Side plinths, PSS

**Description:**

Side panels to cover the openings in the sides of the PFS plinth. Double folded panels for maximum strength. Compatible with combinable and compact stainless steel floor standing ranges.

**Material:**

ASTI 304 / AISI 316L, pre-grained stainless steel. Panels: 1.5 mm.


**Finish:**

400 pre-grained stainless steel

**Pack quantity:**

2 panels. Mounting accessories included with PFS

For enclosure		
H	D	Item no.
100	400	PSS1040
100	400	PSS1040-316
100	500	PSS1050
100	500	PSS1050-316
100	600	PSS1060
100	600	PSS1060-316
100	800	PSS1080-316
100	1000	PSS1100-316
200	400	PSS2040
200	400	PSS2040-316
200	500	PSS2050
200	500	PSS2050-316
200	600	PSS2060
200	600	PSS2060-316
200	800	PSS2080-316
200	1000	PSS2100-316



#### Levelling adjuster, LFA

**Description:**

For levelling adjustment on uneven floors at the installation site up to a maximum of 15 mm. Installed through the PF/PFS plinth corner piece.

**Material:**

Zinc plated.

**Maximum load:**

2500 N per foot.

**Pack quantity:**

4 pieces with mounting accessories.

Item no.	
LFA104	
LFA204	



#### Casters, LCR

**Description:**

For easy transportation of an (equipped) enclosure. Can be mounted directly to the enclosure's frame or underneath the plinths (PF/PV) with the provided mounting brackets. Raises the enclosure by 70 mm.


**Maximum load:**

2800 N (Moving) or 5600 N (Static) per kit.

**Pack quantity:**

4 pieces with mounting accessories.

Type	Item no.
4 casters without brakes	LOR470
2 casters with and 2 without brakes	LOR471
4 casters with brakes	LOR472



#### Wall fixing brackets, CCB

**Description:**

To fix the enclosure to the wall by using M12 screws on the top of the enclosure. Prevents the enclosure from tipping over e.g. on board ships. Compatible with combinable and compact mid steel floor standing enclosure ranges.

**Material:**

3 mm zinc plated steel

**Pack quantity:**

2 pieces.

Item no.	
CCB02	



#### Wall fixing brackets stainless steel, CCBS

**Description:**

To fix the enclosure to the wall by using M12 screws on the top of the enclosure. Prevents the enclosure from tipping over e.g. on board ships. Compatible with combinable and compact stainless steel floor standing enclosure ranges.

**Material:**

3 mm AISI 304 pre grained stainless steel

**Pack quantity:**

2 pieces.

Item no.	
CCBS02	



# Floor Standing Enclosures Steel Range

## Accessories | Full height doors

# 01

Floor Standing Enclosures

1

### Full height doors

Mild steel, combinable enclosures

	MCS / MCD	Required accessories	Page
<b>PLAIN DOOR</b>	Replacement of standard door, 130° opening	Plain door, DN	176
	Additional door in the rear, 130° opening	Plain door, DN Door mounting kit, DNMK	176 179
<b>GLAZED DOOR</b>	Replacement of standard door, 130° opening	Glazed door, DNG	178
	Additional door in the rear, 130° opening	Glazed door, DNG Door mounting kit, DNMK	178 179
<b>SIDE DOOR</b>	Side door	Side door, DNS	180
<b>RAISED SIDE DOOR</b>	Raised side door for cabling	Raised side door, DNSR	227
	Raised side door for cabling with marshalling plate	Raised side door, DNSR Marshalling plate, MM Cover plate, MMG. Required when some out-outs are not used	227 228 228
<b>INNER DOOR</b>	Inner door adjustable in depth	Inner door, DI	180

Mild steel, compact enclosures

MKS / MKD	Required accessories	Page	MCS / MCD	Required accessories	Page	Stainless steel, combinable enclosures	Required accessories	Page
Plain door, DN		176	Stainless steel plain door, DNSS		177	Stainless steel, compact enclosures	Stainless steel plain door, DNSS	177
Plain door, DN Door mounting kit, DNMK		176 179	Stainless steel plain door, DNSS Door mounting kit for stainless steel enclosures, DNMIKS		177 179		Stainless steel plain door, DNSS Door mounting kit for stainless steel enclosures, DNMIKS	177 179
Glazed door, DNG		178	Stainless steel glazed door, DNGS		178		Stainless steel glazed door, DNGS	178
Glazed door, DNG Door mounting kit, DNMK		178 179	Stainless steel glazed door, DNGS Door mounting kit for stainless steel enclosures, DNMIKS		178 179		Stainless steel glazed door, DNGS Door mounting kit for stainless steel enclosures, DNMIKS	178 179
Not available		N/A	Not available		N/A		Not available	N/A
Not available		N/A	Not available		N/A		Not available	N/A
Not available		N/A	Not available		N/A		Not available	N/A
Inner door, DI		180	Inner door, DI * Mild steel, painted in PAL_7035		180		Inner door, DI * Mild steel, painted in PAL_7035	180

# Floor Standing Enclosures Steel Range

## Accessories | Full height doors

### Door accessories

Mild steel, combinable enclosures

MCS / MCD

	Required accessories	Page
<b>180° HINGES</b>	For plain and glazed doors	179
	For side doors	179
	For inner doors	N/A
<b>DOORSTOP</b>	For plain and glazed doors	182
	For side doors	182
	For raised side doors	N/A
<b>DOOR WHEELS</b>	For plain and glazed doors	182
	For side doors	182
	For inner doors	N/A
<b>PLASTIC DOOR SUPPORT DEVICE</b>	For plain and glazed doors	182
	For side doors	182
	For inner doors	N/A
<b>PLASTIC DOCUMENT POCKET</b>	For all doors	183
	For all external doors	183
	For all external doors	183 184
<b>DOOR FRAME MOUNTING PROFILES</b>	For all doors	184
	For all external doors	184
	For all external doors	184

Mild steel, compact enclosures

MKS / MKD

	Required accessories	Page
<b>180° HINGES</b>	180° door hinges, DHN	179
	180° door hinges, DHN	179
	Not available	N/A
<b>DOORSTOP</b>	Door stop, DSTP	182
	Not available	N/A
	Not available	N/A
<b>DOOR WHEELS</b>	Door wheels, DW	182
	Not available	N/A
	Not available	N/A
<b>PLASTIC DOOR SUPPORT DEVICE</b>	Plastic door support device, DPSL	182
	Not available	N/A
	Not available	N/A
<b>PLASTIC DOCUMENT POCKET</b>	Adhesive plastic document pocket, DRA	183
	Steel document pocket to be fixed on the door frame, DRB	183
	Drawing desk, DDK	183 184
<b>DOOR FRAME MOUNTING PROFILES</b>	Door frame mounting profiles, DOP	184
	Door frame mounting profiles, DOP	184
	Door frame mounting profiles, DOP	184

Stainless steel, combinable enclosures

MCSS / MCDS

	Required accessories	Page
<b>180° HINGES</b>	180° door hinges, DHN	179
	Not available	N/A
	Not available	N/A
<b>DOORSTOP</b>	Door stop, DSTP	182
	Not available	N/A
	Not available	N/A
<b>DOOR WHEELS</b>	Door wheels, DW	182
	Not available	N/A
	Not available	N/A
<b>PLASTIC DOOR SUPPORT DEVICE</b>	Plastic door support device, DPSL	182
	Not available	N/A
	Not available	N/A
<b>PLASTIC DOCUMENT POCKET</b>	Adhesive plastic document pocket, DRA	183
	Steel document pocket to be fixed on the door frame, DRB	183
	Drawing desk, DDK	183 184
<b>DOOR FRAME MOUNTING PROFILES</b>	Door frame mounting profiles, DOP	184
	Door frame mounting profiles, DOP	184
	Door frame mounting profiles, DOP	184

Stainless steel, compact enclosures

EKSS / EKDS

	Required accessories	Page
<b>180° HINGES</b>	180° door hinges, DHN	179
	Not available	N/A
	Not available	N/A
<b>DOORSTOP</b>	Door stop, DSTP	182
	Not available	N/A
	Not available	N/A
<b>DOOR WHEELS</b>	Door wheels, DW	182
	Not available	N/A
	Not available	N/A
<b>PLASTIC DOOR SUPPORT DEVICE</b>	Plastic door support device, DPSL	182
	Not available	N/A
	Not available	N/A
<b>PLASTIC DOCUMENT POCKET</b>	Adhesive plastic document pocket, DRA	183
	Steel document pocket to be fixed on the door frame, DRB	183
	Drawing desk, DDK	183 184
<b>DOOR FRAME MOUNTING PROFILES</b>	Door frame mounting profiles, DOP	184
	Door frame mounting profiles, DOP	184
	Door frame mounting profiles, DOP	184

## Floor Standing Enclosures Steel Range

### Accessories | Full height doors

#### Plain doors, DN

**Description:**

Standard door equipped with double-bit 3 mm lock system and door frame. Door accessory kit DNMK (hinges, rod catches) to be ordered separately. Allows all the options of the locking program and 180° hinges. Compatible with combinable and compact enclosure ranges.

**Material:**

2 mm steel plate.

**Maximum load:**

800 N.

**Finish:**

RAL 7035 structured powder coating.

**Mounting requirements:**

Use hinge kit DNMK if no door was fitted previously.

**Pack quantity:**

1 piece.

Plain door	H	W	Item no.
	1100	600	DN1106RS
	1200	600	DN1206RS
	1200	800	DN1208RS
	1400	600	DN1406RS
	1400	800	DN1408RS
	1600	600	DN1606RS
	1600	800	DN1608RS
	1600	1000	DN1610RS
	1800	500	DN1805RS
	1800	600	DN1806RS
	1800	800	DN1808RS
	1800	1000	DN1810RS
	2000	500	DN2005RS
	2000	600	DN2006RS
	2000	800	DN2008RS
	2200	1000	DN2210RS
	2200	600	DN2206RS
	2200	800	DN2208RS

**Left door**

Left door	H	W	Item no.
	1200	600	DN1206LR
	1400	500	DN1405LR
	1400	600	DN1406LR
	1600	600	DN1606LR
	1800	400	DN1804LR
	1800	500	DN1805LR
	1800	600	DN1806LR
	1800	800	DN1808LR
	2000	400	DN2004LR
	2000	500	DN2005LR
	2000	600	DN2006LR
	2000	800	DN2008LR
	2200	500	DN2205LR
	2200	600	DN2206LR

**Right door**

Right door	H	W	Item no.
	1200	600	DN1206RR
	1400	500	DN1405RR
	1400	600	DN1406RR
	1600	600	DN1606RR
	1800	400	DN1804RR
	1800	500	DN1805RR
	1800	600	DN1806RR
	1800	800	DN1808RR
	2000	400	DN2004RR
	2000	500	DN2005RR
	2000	600	DN2006RR
	2000	800	DN2008RR
	2200	500	DN2205RR
	2200	600	DN2206RR

#### Stainless steel plain door, DNSS

**Description:**

Standard door equipped with double-bit 3 mm lock system and door frame. Door accessory kit DNMS (hinges, rod catches) to be ordered separately. Allows all the options of the locking programme and 180° hinges. Compatible with combinable and compact stainless steel enclosure ranges.

**Material:**

2 mm AISI 304 stainless steel plate / AISI 316L (on request).

**Maximum load:**

800 N.

**Finish:**

400 pre-grained stainless steel.

**Pack quantity:**

1 piece.

**Mounting requirements:**

Use hinge kit DNMS if no door was fitted previously.

Single door	H	W	Item no.
	1400	800	DNSS1408
	1600	600	DNSS1606
	1600	800	DNSS1608
	1600	1000	DNSS1610
	1800	600	DNSS1806
	1800	800	DNSS1808
	1800	1000	DNSS1810
	2000	600	DNSS2006
	2000	800	DNSS2008
	2000	1000	DNSS2010

**Left door**

Left door	H	W	Item no.
	1200	1200	DNSS1212L
	1600	1200	DNSS1612L
	1800	1000	DNSS1810L
	1800	1200	DNSS1812L
	2000	1600	DNSS1816L
	2000	1200	DNSS2012L
	2000	1600	DNSS2016L

**Right door**

Right door	H	W	Item no.
	1200	1200	DNSS1212R
	1600	1200	DNSS1612R
	1800	1000	DNSS1810R
	1800	1200	DNSS1812R
	2000	1600	DNSS1816R
	2000	1200	DNSS2012R
	2000	1600	DNSS2016R



## Floor Standing Enclosures Steel Range

### Accessories | Full height doors

#### Glazed doors, DNG

**Description:** Glazed door with fitted clear safety glass to view the inside of the enclosure. Equipped with double-bit 3 mm lock system and door frame. Allows all options of the locking program. Compatible with combinable and compact enclosure ranges.

**Material:** RAL 7035 structured powder coating.

**Protection:** IP 55 | TYPE 12 | IK 07.

**Pack quantity:** 1 piece.

**Mounting requirements:** Use hinge kit DNMK01 if no door was fitted previously.

For enclosure			Item no.
H	W		
1100	600		DNG1106R5
1200	600		DNG1206R5
1200	800		DNG1208R5
1400	600		DNG1406R5
1400	800		DNG1408R5
1600	600		DNG1606R5
1600	800		DNG1608R5
1800	800		DNG1806R5
2000	600		DNG2006R5
2000	800		DNG2008R5
2200	600		DNG2206R5
2200	800		DNG2208R5

#### Stainless steel glazed doors, DNGS

**Description:** Transparent door fitted with clear safety glass to view the inside of the enclosure. Equipped with double-bit 3 mm lock system and door frame. Allows all options of the locking programme.

**Material:** Frame, 2 mm AISI 304 stainless steel plate, AISI 316L (on request).

**Finish:** 400 pre-grained stainless steel.

**Protection:** IP 55 | TYPE 12, 13 | IK 07.

**Mounting requirements:** Use hinge kit DNMK01 if not for replacement of standard door.

**Pack quantity:** 1 piece.

For enclosure			Viewing area	Item no.
H	W	h	w	
1400	800	1176	615	DNGS1408
1600	600	1376	415	DNGS1606
1600	800	1376	615	DNGS1608
1600	1000	1376	815	DNGS1610
1800	600	1576	415	DNGS1806
1800	800	1576	615	DNGS1808
1800	1000	1576	815	DNGS1810
2000	600	1776	415	DNGS2006
2000	800	1776	615	DNGS2008
2000	1000	1776	815	DNGS2010

#### Door mounting kits, DNMK

**Description:** Door mounting kit for mild steel floor standing enclosures. Required when fitting a door. Only needed when there was no door mounted previously.

**Pack quantity:** 1 complete kit with hinges, rod catches and mounting accessories.

Description	Item no.
for single door enclosures	DNMK01
for double door enclosures	DNMK02

#### Door mounting kits, stainless steel floorstanding enclosures, DNMKs

**Description:** Door mounting kit for stainless steel floor standing enclosures. Required when fitting a door. Only needed when there was no door mounted previously.

**Pack quantity:** 1 complete kit with hinges, rod catches and mounting accessories.

Description	Item no.
for single door enclosures	DNMKs01
for double door enclosures	DNMKs02

#### Door hinges 180°, DHN

**Description:** Adjustable door hinges which allows the door to open 180°.

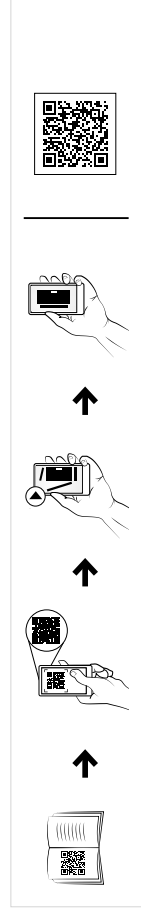
**Material:** Die-cast alloy.

**Finish:** Structured black.

**Maximum load:** 800 N (per kit)

**Pack quantity:** 4 hinges with mounting accessories.

Description	Item no.
for single door enclosures	DHN180N
for double door enclosures	DHN180N





## Floor Standing Enclosures Steel Range

### Accessories | Full height doors

#### Side doors, DNS

**Description:**

Instead of the side panel SPM. For easy access to the equipment inside the enclosure or when enclosures are mounted rear to rear. Equipped with standard double-bit 3 mm lock which makes all lock options possible. Door frame optional.

**Material:**  
2 mm steel plate.

**Finish:**  
RAL 7035 structured powder coating.

**Protection:**  
Complies with IP 55 | TYPE 12 | IK 10.

**Pack quantity:**  
1 door including mounting frame.

H	W	Item no.
1800	500	DNS1805RS
1800	600	DNS1806RS
2000	500	DNS2005RS
2000	600	DNS2006RS

#### Inner doors, DI

**Description:**

Inner door provides a hinged mounting surface for equipment behind a standard or glazed front door. A mounting space of 80 mm, is available between the doors when the inner door is in the most forward position. Can be adjusted in depth by steps of 25 mm. The mounting plate remains usable behind the inner door. The door is equipped with two double-bit 3 mm locks.


**Material:**  
1.5 mm mild steel.

**Finish:**  
RAL 7035 structured powder coating.

**Pack quantity:**  
1 door with mounting accessories.

For enclosure		Item no.
H	W	
1200	600	DI1206RS
1200	800	DI1208RS
1400	600	DI1406RS
1400	800	DI1408RS
1600	600	DI1606RS
1600	800	DI1608RS
1800	600	DI1806RS
1800	800	DI1808RS
2000	600	DI2006RS
2000	800	DI2008RS
2200	600	DI2206RS
2200	800	DI2208RS

Other sizes available on request.



## Floor Standing Enclosures Steel Range

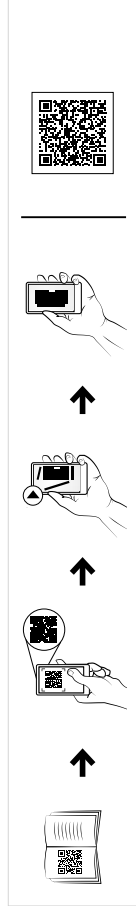
### Accessories | Full height doors

#### Door stop, DSTP

**Description:** To lock an open door in position. Mounted directly to the door frame and on the enclosure profile. Allows the enclosure door to be opened up to 110°.

**Pack quantity:** 1 piece with mounting accessories.

Material	Item no.
Zinc plated	DSTP02
Stainless steel 316L	DSTP02-316



#### Door wheel, DW

**Description:** For easier closing and positioning of a heavily equipped door (cooling units, etc). Mounted directly to the door frame on the bottom of the enclosure door. Highly recommended when fitting loads from 30 kg on the enclosure door.

**Pack quantity:** 2 pieces with mounting accessories.

Item no.
DW01



#### Door plastic support, DPSL

**Description:** Helps to centre the door, in case of an uneven floor, as well as allowing easier closing and positioning when a heavy load is mounted (cooling units, etc). Mounted directly to the door frame on the bottom and top of the door. Highly recommended when fitting loads from 30 kg on door.

**Pack quantity:** 2 plastic supports with mounting accessories.

Item no.
DPSL01



#### Document pockets, DRB

**Description:** A large steel document pocket fixed directly onto the door frame. Usable depth: 68 mm.

**Finish:** RAL 7035 structured powder coating.

**Pack quantity:** 1 piece with mounting accessories.

Description	Material	Item no.
Universal document pocket 300mm wide	1.5 mm mild steel	DRB0300R5
For 600 mm doors	1.5 mm mild steel	DRB600R5
For 800 mm doors	1.5 mm mild steel	DRB800R5



#### Document pockets, DRBS

**Description:** A large steel document pocket fixed directly onto the door frame. Usable depth: 68 mm.

**Finish:** 400 pre-grained stainless steel.

**Pack quantity:** 1 piece with mounting accessories.

Description	Material	Item no.
Universal document pocket 300 mm wide	Stainless steel 316L	DRBS0300-316L
For 800 mm doors	Stainless steel 316L	DRBS0800-316L
For 1000 mm doors	Stainless steel 316L	DRBS1000-316L



#### Document pocket, DRA

**Description:** Self adhesive, for DIN A4.

**Usable depth:** 30 mm.

**Material:** Thermoplastic.

**Finish:** RAL 7035.

**Pack quantity:** 1 document pocket with double sided tape.

Item no.
DRA04



## Floor Standing Enclosures Steel Range

### Accessories | Full height doors

#### Drawing desks, DDK

**Description:**

Mounted directly to the door frame it provides a solid surface for documents, computer or measuring devices. The desk can be easily folded and locked within the door frame space. An automatic safety positioning system locks the desk at angles of 55°, 70° and 90°. The DDK800RS can also be mounted on a 1000 mm wide door, by the use of the DCP1.002 accessory.

**Material:**

1.35 mm mild steel.

**Finish:** RAL 7035 structured powder coating.

**Pack quantity:** 1 piece with mounting accessories.

W	Item no.
600	DDK600RS
800	DDK800RS



#### Door frame mounting profiles, DCP

**Description:**

Horizontal profiles with 25 mm hole pattern. Fits directly onto the door frame. For easy mounting of light equipment by using CNT05 screws, hole pattern of 4.5 mm and 6.5 mm in diameter.

**Material:**

2 mm zinc plated steel.

**Pack quantity:** 20 bars with mounting accessories.

W	Item no.
400	DCP402
500	DCP502
600	DCP602
800	DCP802
1000	DCP1.002



#### Cable conduits, CON

**Description:**

For flexible and safe protection of cables installed between the door or swing frame and the enclosure's interior. Highly flexible and halogen free.

**Material:**

Polyethylene.

**Mounting requirements:** Add CONH for direct mounting to profiles.

**Pack quantity:** 25 m.

Diameter	Item no.
16	CON16
29	CON29
36	CON36
48	CON48

#### Universal conduit holders, CONH

**Description:**

Universal holder for cable conduit CON. Can be mounted horizontally or vertically on any 25 mm hole pattern of the door frame, enclosure frame or accessory profile.

**Material:**

Polycarbonate.

**Pack quantity:** 10 pieces.

Diameter	Item no.
16	CONH16
29	CONH29
36	CONH36
48	CONH48



#### Door switch, DSW

**Description:**

Door switch to activate any electrical device (lighting, signalling, alarms, etc.). Can be mounted after installing the enclosure thereby keeping the door opening free. Fixed on the inside hole pattern of the enclosure's frame in floor standing enclosures. Cable entry M20.

**Switch capacity:**

3 A / 240 V

**Approvals:**

CE, cCSAus, CCC.

**Pack quantity:** 1 piece with mounting accessories.

Item no.
DSW01



#### Universal keyboard trays, UKT

**Description:**

Horizontal hinged keyboard tray with lateral sliding mouse pad (L-H, or R-H). Equipped with panel stay. When the tray is folded out, the enclosure is sealed for dust ingress by a closed chamber.

**Material:**

1.75 mm steel plate.

**Finish:** RAL 7035 structured powder coating.

**Pack quantity:** 1 door with hinges, lock, keyboard mounting support, mouse pad and mounting accessories.

H	W	Item no.
250	600	UKT06RS
250	800	UKT08RS





## Floor Standing Enclosures Steel Range

### Accessories | Full height doors

#### Transparent aluminium windows, ADA

**Description:** Viewing window when used in combination with mounting kit ADAMK. The double-bit 3 mm lock can be replaced by any optional insert or handle. It increases the enclosure depth by 10 mm.

**Material:** Aluminium and 3 mm acrylic glass.

**Finish:** Anodised aluminium.

**Protection:** Complies with IP 54.

**Pack quantity:** 1 viewing window.

For enclosure			Viewing area		N° of locks	Item no.
H	W	h	w	h		
300	300	226	226	226	1	ADA03030
400	300	326	226	226	1	ADA04030
400	400	326	326	326	1	ADA04040
400	600	326	326	526	1	ADA04060
500	300	426	226	226	1	ADA05030
500	400	426	326	326	1	ADA05040



#### Transparent aluminium windows, ADAB

**Description:** Viewing window when used in combination with mounting kit ADABMK. The 3 mm DIN lock can be replaced by any optional insert or handle. It increases the enclosure depth in 35 mm.

**Material:** Aluminium and 3 mm acrylic glass.

**Finish:** Anodised aluminium.

**Protection:** Complies with IP54.

**Pack quantity:** 1 viewing window.


For enclosure			Viewing area		N° of locks	Item no.
H	W	h	w	h		
600	400	522	322	322	2	ADAB06040
600	600	522	522	522	2	ADAB06060
600	800	522	722	722	2	ADAB06080
700	500	622	422	422	2	ADAB07050
800	600	722	522	522	2	ADAB08060
1000	800	922	722	722	2	ADAB10080
1200	600	1122	522	522	2	ADAB12060
1200	800	1122	722	722	2	ADAB12080



#### Mounting kits, ADAMK/ADABMK

**Description:** With this kit the glazed doors ADA/ADAB can be used as viewing windows on any enclosure surface, to provide protection for displays and other control components.

For	Item no.
ADA	ADAMK
ADAB	ADABMK



# Floor Standing Enclosures Steel Range

## Accessories | Locking

### Locking systems for full height doors

Mild steel, combinable enclosures

MCS / MCD

	Required accessories	Page
<b>STANDARD LOCK COVER</b>	Insert double bit 3 mm	N/A
	Other inserts available in Eidon's portfolio	196
<b>LIFT HANDLE FOR ROUND CYLINDERS, WITHOUT PADLOCKING</b>	Square, triangle or double-bit insert	196 197
	Ronix key C21923	196 197
	Daimler Benz	196 197
	Push button	196 197
<b>LIFT HANDLE FOR HALF CYLINDERS, WITHOUT PADLOCKING</b>	Ronix key C21923	196 197
	Daimler Benz	196 197
	Push button	196 197
	Other key numbers available on request	196 197

Mild steel, compact enclosures

MKS / MKD

	Required accessories	Page
<b>STANDARD LOCK COVER</b>	Additional accessories not required	N/A
	Inserts for standard lock cover, LI	196
<b>LIFT HANDLE FOR ROUND CYLINDERS, WITHOUT PADLOCKING</b>	Lifting handle lock cover, LLH501N Locking system insert for lift handles, LHC523/LHC524/LHC526/LHC527/LHC528/LHC529	197
	Ronix key C21923	196 197
	Daimler Benz	196 197
	Push button	196 197
<b>LIFT HANDLE FOR HALF CYLINDERS, WITHOUT PADLOCKING</b>	Ronix key C21923	196 197
	Daimler Benz	196 197
	Push button	196 197
	Other key numbers available on request	196 197

Stainless steel, combinable enclosures

MCSS / MCDS

	Required accessories	Page
<b>STANDARD LOCK COVER</b>	Additional accessories not required	N/A
	Inserts for standard lock cover, LI	196
<b>LIFT HANDLE FOR ROUND CYLINDERS, WITHOUT PADLOCKING</b>	Lifting handle lock cover, LLH501N Locking system insert for lift handles, LHC523/LHC524/LHC526/LHC527/LHC528/LHC529	197
	Ronix key C21923	196 197
	Daimler Benz	196 197
	Push button	196 197
<b>LIFT HANDLE FOR HALF CYLINDERS, WITHOUT PADLOCKING</b>	Ronix key C21923	196 197
	Daimler Benz	196 197
	Push button	196 197
	Other key numbers available on request	196 197

Stainless steel, compact enclosures

EKSS / EKDS

	Required accessories	Page
<b>STANDARD LOCK COVER</b>	Additional accessories not required	N/A
	Inserts for standard lock cover, LI	196
<b>LIFT HANDLE FOR ROUND CYLINDERS, WITHOUT PADLOCKING</b>	Lifting handle lock cover, LLH501N Locking system insert for lift handles, LHC523/LHC524/LHC526/LHC527/LHC528/LHC529	197
	Ronix key C21923	196 197
	Daimler Benz	196 197
	Push button	196 197
<b>LIFT HANDLE FOR HALF CYLINDERS, WITHOUT PADLOCKING</b>	Ronix key C21923	196 197
	Daimler Benz	196 197
	Push button	196 197
	Other key numbers available on request	196 197

# Floor Standing Enclosures Steel Range

## Accessories | Locking

### Locking systems for full height doors

Mild steel, combinable enclosures

MCS / MCD

	Required accessories	Page
<b>LIFT HANDLE FOR HALF CYLINDERS, WITHOUT PADLOCKING</b>	Ronis key 2132E	196 197
	Ronis key 3121E	196 197
	Adapter for ASSA Abloy and Trio/Ving cylinders	196 197
	Adapter for Ronis half cylinders	196 197
	Other key numbers available on request	196 197
<b>LIFT HANDLE FOR HALF CYLINDERS, WITH PADLOCKING</b>	Ronis key C21323	196 197
	Cylinder N°E1 (VV), key excluded	196 197
	Ronis key C2132E	196 197
	Ronis key C3121E	196 197
	Adapter for ASSA Abloy and Trio/Ving cylinders	196 197
<b>T-HANDLE</b>	Adapter for Ronis half cylinders	196 197
	Other key numbers available on request	196 197
	Without cylinder	198
	Ronis key C21323	198
	Ronis key C2132E	198
Ronis key C3121E	198	
Ronis key C3524E	198	

Mild steel, compact enclosures

MKS / MKD

	Required accessories	Page
<b>LIFT HANDLE FOR HALF CYLINDERS, WITHOUT PADLOCKING</b>	Lifting handle lock cover, LLH502N Locking system insert for lift handles, LHC5212132E	196 197
	Lifting handle lock cover, LLH502N Locking system insert for lift handles, LHC5213121E	196 197
	Lifting handle lock cover, LLH502N Locking system insert for lift handles, LHC535	196 197
	Lifting handle lock cover, LLH502N Locking system insert for lift handles, LHC534	196 197
	Lifting handle lock cover, LLH502N Locking system insert for lift handles, LHCXXX	196 197
<b>LIFT HANDLE FOR HALF CYLINDERS, WITH PADLOCKING</b>	Lifting handle lock cover, LLH504N Locking system insert for lift handles, LHC521	196 197
	Lifting handle lock cover, LLH504N Locking system insert for lift handles, LHC533	196 197
	Lifting handle lock cover, LLH504N Locking system insert for lift handles, LHC5212132E	196 197
	Lifting handle lock cover, LLH504N Locking system insert for lift handles, LHC5213121E	196 197
	Lifting handle lock cover, LLH504N Locking system insert for lift handles, LHC535	196 197
<b>T-HANDLE</b>	Lifting handle lock cover, LLH504N Locking system insert for lift handles, LHC534	196 197
	Lifting handle lock cover, LLH504N Locking system insert for lift handles, LHCXXX	196 197
	T-handle, LTH560CEN	198
	T-handle, LTH560N	198
	T-handle, LTH5602132EN	198
T-handle, LTH5603121EN	198	
T-handle, LTH5603524EN	198	

Stainless steel, combinable enclosures

MCSS / MCDS

	Required accessories	Page
<b>LIFT HANDLE FOR HALF CYLINDERS, WITHOUT PADLOCKING</b>	Lifting handle lock cover, LLHS502N Locking system insert for lift handles, LHC5212132E	196 197
	Lifting handle lock cover, LLHS502N Locking system insert for lift handles, LHC5213121E	196 197
	Lifting handle lock cover, LLHS502N Locking system insert for lift handles, LHC535	196 197
	Lifting handle lock cover, LLHS502N Locking system insert for lift handles, LHC534	196 197
	Lifting handle lock cover, LLHS502N Locking system insert for lift handles, LHCXXX	196 197
<b>LIFT HANDLE FOR HALF CYLINDERS, WITH PADLOCKING</b>	Lifting handle lock cover, LLHS04N Locking system insert for lift handles, LHC521	196 197
	Lifting handle lock cover, LLHS04N Locking system insert for lift handles, LHC533	196 197
	Lifting handle lock cover, LLHS04N Locking system insert for lift handles, LHC5212132E	196 197
	Lifting handle lock cover, LLHS04N Locking system insert for lift handles, LHC5213121E	196 197
	Lifting handle lock cover, LLHS04N Locking system insert for lift handles, LHC535	196 197
<b>T-HANDLE</b>	Lifting handle lock cover, LLHS04N Locking system insert for lift handles, LHC534	196 197
	Lifting handle lock cover, LLHS04N Locking system insert for lift handles, LHCXXX	196 197
	T-handle, LTH560CEN	198
	T-handle, LTH560N	198
	T-handle, LTH5602132EN	198
T-handle, LTH5603121EN	198	
T-handle, LTH5603524EN	198	

Stainless steel, compact enclosures

EKSS / EKDS

	Required accessories	Page
<b>LIFT HANDLE FOR HALF CYLINDERS, WITHOUT PADLOCKING</b>	Lifting handle lock cover, LLHS502N Locking system insert for lift handles, LHC5212132E	197
	Lifting handle lock cover, LLHS502N Locking system insert for lift handles, LHC5213121E	197
	Lifting handle lock cover, LLHS502N Locking system insert for lift handles, LHC535	197
	Lifting handle lock cover, LLHS502N Locking system insert for lift handles, LHC534	197
	Lifting handle lock cover, LLHS502N Locking system insert for lift handles, LHCXXX	197
<b>LIFT HANDLE FOR HALF CYLINDERS, WITH PADLOCKING</b>	Lifting handle lock cover, LLHS04N Locking system insert for lift handles, LHC521	196 197
	Lifting handle lock cover, LLHS04N Locking system insert for lift handles, LHC533	196 197
	Lifting handle lock cover, LLHS04N Locking system insert for lift handles, LHC5212132E	196 197
	Lifting handle lock cover, LLHS04N Locking system insert for lift handles, LHC5213121E	196 197
	Lifting handle lock cover, LLHS04N Locking system insert for lift handles, LHC535	196 197
<b>T-HANDLE</b>	Lifting handle lock cover, LLHS04N Locking system insert for lift handles, LHC534	196 197
	Lifting handle lock cover, LLHS04N Locking system insert for lift handles, LHCXXX	196 197
	T-handle, LTH560CEN	198
	T-handle, LTH560N	198
	T-handle, LTH5602132EN	198
T-handle, LTH5603121EN	198	
T-handle, LTH5603524EN	198	



# Floor Standing Enclosures Steel Range

## Accessories | Locking

### Locking systems for partial doors

	Mild steel, combinable enclosures	Mild steel, compact enclosures	Stainless steel, combinable enclosures	Stainless steel, compact enclosures
	MCS / MCD	MKS / MKD	MCSS / MCDS	EKSS / EKDS
	Required accessories	Required accessories	Required accessories	Required accessories
	Additional accessories not required	Additional accessories not required	Additional accessories not required	Additional accessories not required
	Page	Page	Page	Page
<b>STANDARD LOCK COVER</b>	Insert double bit 3 mm	N/A	N/A	N/A
	Other inserts available in Eidon's portfolio	328	328	328
	Chrome plated lock with cylinder, Ronis key M21323	328	328	328
	Polyamide lock with cylinder, key 5333	328	328	328
<b>KEY LOCK</b>	Polyamide Eidon lock with cylinder, Ronis key M21323	328	328	328
	Plastic handle	329	329	329
	Chrome plated T-handle with cylinder, key M21323	329	329	329
	Chrome plated handle with cylinder, key M21323	329	329	329
<b>HANDLE</b>	Plastic handle with cylinder, key 5333	329	329	329
	Padlocking cover to be used with the standard lock cover or key lock	329	329	329
	Padlocking, PLC01	329	329	329
	Padlocking, PLC01	329	329	329

	Mild steel, compact enclosures	Stainless steel, combinable enclosures	Stainless steel, compact enclosures
	MKS / MKD	MCSS / MCDS	EKSS / EKDS
	Required accessories	Required accessories	Required accessories
	Additional accessories not required	Additional accessories not required	Additional accessories not required
	Page	Page	Page
<b>STANDARD LOCK COVER</b>	Additional accessories not required	N/A	N/A
	Inserts for standard lock cover, ALIS	328	328
	Key lock, ALL508	328	328
	Key lock, ALL509	328	328
<b>KEY LOCK</b>	Key lock, ALL510N	328	328
	Handle, ALT560	329	329
	Handle, ALT561	329	329
	Handle, ALT562	329	329
<b>HANDLE</b>	Handle, ALT563	329	329
	Padlocking, PLC01	329	329
	Padlocking, PLC01	329	329
	Padlocking, PLC01	329	329

# Floor Standing Enclosures Steel Range Accessories | Locking

## Keys

	Mild steel, combinable enclosures	Mild steel, compact enclosures	Stainless steel, combinable enclosures	Stainless steel, compact enclosures
	MCS / MCD	MKS / MKD	MCSS / MCDS	EKSS / EKDS
	Required accessories	Required accessories	Required accessories	Required accessories
KEYS				
	Plastic double-bit 3 mm key	Key, LSK502	Key, LSK502	Key, LSK502
	Metallic double-bit 3 mm key	Key, LSK503	Key, LSK503	Key, LSK503
	Metallic double-bit 5 mm key	Key, LSK505	Key, LSK505	Key, LSK505
	Metallic square 7 mm key	Key, LSK523	Key, LSK523	Key, LSK523
	Metallic square 8 mm key	Key, LSK524	Key, LSK524	Key, LSK524
	Metallic triangle 7 mm key	Key, LSK526	Key, LSK526	Key, LSK526
	Metallic triangle 8 mm key	Key, LSK527	Key, LSK527	Key, LSK527
	Multi key with double-bit 5 mm, square 8 mm, triangle 8 mm, and hexagonal adaptor	Multi key, LSMK01	Multi key, LSMK01	Multi key, LSMK01
		Page 198	Page 198	Page 198

	Mild steel, combinable enclosures	Mild steel, compact enclosures	Stainless steel, combinable enclosures	Stainless steel, compact enclosures
	MCS / MCD	MKS / MKD	MCSS / MCDS	EKSS / EKDS
	Required accessories	Required accessories	Required accessories	Required accessories
KEYS				
	Plastic double-bit 3 mm key	Key, LSK502	Key, LSK502	Key, LSK502
	Metallic double-bit 3 mm key	Key, LSK503	Key, LSK503	Key, LSK503
	Metallic double-bit 5 mm key	Key, LSK505	Key, LSK505	Key, LSK505
	Metallic square 7 mm key	Key, LSK523	Key, LSK523	Key, LSK523
	Metallic square 8 mm key	Key, LSK524	Key, LSK524	Key, LSK524
	Metallic triangle 7 mm key	Key, LSK526	Key, LSK526	Key, LSK526
	Metallic triangle 8 mm key	Key, LSK527	Key, LSK527	Key, LSK527
	Multi key with double-bit 5 mm, square 8 mm, triangle 8 mm, and hexagonal adaptor	Multi key, LSMK01	Multi key, LSMK01	Multi key, LSMK01
		Page 198	Page 198	Page 198

## Floor Standing Enclosures Steel Range

### Accessories | Locking

#### Inserts, LI

**Description:** Inserts to replace the standard double-bit 3 mm insert in the standard lock cover.

**Material:** Zamak.

**Pack quantity:** 1 piece.

Description	Item no.
Double-bit 3 mm	LI503
Double-bit 5 mm	LI505
Square 7 mm	LI523
Square 8 mm	LI524
Triangular 7 mm	LI526
Triangular 8 mm	LI527
Diameter Benz	LI530



#### Lift handle lock covers, LLH

**Description:** Lift handle for LHC locking inserts/half cylinders.

**Material:** Zamak.

**Pack quantity:** 1 lift handle.

**Mounting requirements:** Add LHC inserts/half cylinders when required.

Description	Finish	Compatible inserts	Item no.
Without padlocking	RAL 9005	LHC522 / LHC523 / LHC524 / LHC526 / LHC527 / LHC528 / LHC529 / LHC530 / LHC536	LLH501N
Without padlocking	RAL 9005	LHC533 / LHC534 / LHC535 / LHC5212132E / LHC5213121E	LLH502N
With padlocking	RAL 9005	LHC522 / LHC523 / LHC524 / LHC526 / LHC527 / LHC528 / LHC529 / LHC530 / LHC536	LLH503N
With padlocking	RAL 9005	LHC533 / LHC534 / LHC535 / LHC5212132E / LHC5213121E	LLH504



#### Lift handle lock covers, LLHS

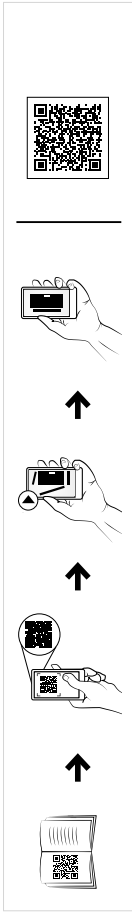
**Description:** Lift handle for LHC locking inserts/half cylinders.

**Material:** Zamak.

**Pack quantity:** 1 lift handle.

**Mounting requirements:** Add LHC inserts/half cylinders when required.

Description	Finish	Compatible inserts	Item no.
Without padlocking	Chrome	LHC522 / LHC523 / LHC524 / LHC526 / LHC527 / LHC528 / LHC529 / LHC530 / LHC536	LLHS001N
Without padlocking	Chrome	LHC533 / LHC534 / LHC535 / LHC5212132E / LHC5213121E	LLHS002N




#### Locking system for lift handles, LHC

**Description:** Profile half cylinder locks. To be used in the lift handles LHC.

**Pack quantity:** 1 piece.

Description	Compatible handle	Item no.
Profile half cylinder Ronis key C21323	LLH502N/LLHS002N/LLH504N	LHC521
Round cylinder Ronis key C21323	LLH501N/LLHS001N/LLH503N	LHC522
Square 7 mm	LLH501N/LLHS001N/LLH503N	LHC523
Square 8 mm	LLH501N/LLHS001N/LLH503N	LHC524
Triangle 7 mm	LLH501N/LLHS001N/LLH503N	LHC526
Triangle 8 mm	LLH501N/LLHS001N/LLH503N	LHC527
Double-bit 3 mm	LLH501N/LLHS001N/LLH503N	LHC528
Double-bit 5 mm	LLH501N/LLHS001N/LLH503N	LHC529
Diameter Benz	LLH501N/LLHS001N/LLH503N	LHC530
Cylinder N°E1 (VV), key excluded	LLH502N/LLHS002N/LLH504N	LHC533
Adapter for other profile half cylinders (DIN18252)	LLH502N/LLHS002N/LLH504N	LHC534
Adapter for ASSA ABLOY and Troviro cylinders	LLH502N/LLHS002N/LLH504N	LHC535
Push button only	LLH501N/LLHS001N/LLH503N	LHC536
Profile half cylinder Ronis key 2132E	LLH502N/LLHS002N/LLH504N	LHC5212132E
Profile half cylinder Ronis key 3121E	LLH502N/LLHS002N/LLH504N	LHC5213121E



\* Other key numbers available on request  
 \*\* Key numbers 533, 1333, EK333 and GX130 are equal.  
 \*\*\* Order separate key LSMK for Square 8 mm and Triangle 8 mm.

## Floor Standing Enclosures Steel Range

### Accessories | Locking

#### T-handles, LLTH

**Description:** T-handle with or without Romis cylinder lock.

**Material:** Handle: plastic. Lock: steel.

**Pack quantity:** 1 piece.

Description	Item no.
Without cylinder	LLTH5600EN
With Romis cylinder key nr. C21323	LLTH560N
With Romis cylinder key nr. 2132E	LLTH5602132EN
With Romis cylinder key nr. 3121E	LLTH5603121EN
With Romis cylinder key nr. 3524E	LLTH5603524EN




#### Keys, LSK

**Description:** Key with nVent HOFFMAN logo. Easy to use design, providing a good grip.

**Pack quantity:** 1 piece.

Description	Material	Item no.
Double-bit 3 mm	Plastic	LSK502
Double-bit 3 mm	Metallic	LSK503
Double-bit 5 mm	Metallic	LSK505
Square 7 mm	Metallic	LSK523
Square 8 mm	Metallic	LSK524
Triangle 7 mm	Metallic	LSK526
Triangle 8 mm	Metallic	LSK527



#### Multi key, LSMK

**Description:** Multi-Key function with nVent HOFFMAN logo and a different key in every end: double-bit 5 mm, square 8 mm, triangle 8 mm and a standard hexagonal adaptor to use with the screw ends.

**Material:** Steel.

**Pack quantity:** 1 piece.

Item no.
LSMK01



# Floor Standing Enclosures Steel Range

## Accessories | Interlocking system

### Interlocking system

	Single enclosure	MCS / MCD Required accessories	Mild steel, combinable enclosures	Page
<b>ASSEMBLY WITH FLANGE MOUNT DISCONNECT</b>		Flange mount disconnect floor standing enclosure, <b>MCF</b> Main door interlock kit, <b>FMD</b>		36 202
	<b>Bayed enclosure assembly</b>	Flange mount disconnect floor standing enclosure, <b>MCF</b> Additional slave enclosures, <b>MCS</b> Main door interlock kit, <b>FMD</b> System actuator, <b>FMA</b> *One per master door Interlock bar, <b>FMB</b> ** *One per slave door (same width) Slave door interlock kit, <b>FMS</b> ** **One per slave door		36 12 202 202 203 203
<b>DOOR INTERLOCKING FOR TWO DOORS OR MORE</b>	<b>Bayed enclosure assembly</b>	Main enclosure, <b>MCS/MCD</b> Slave enclosures, <b>MCS/MCD</b> System actuator, <b>FMA</b> *One per master door Interlock bar, <b>FMB</b> ** *One per slave door (same width) Slave door interlock kit, <b>FMS</b> ** **One per slave door		12 12 202 203 203

	Mild steel, compact enclosures	Stainless steel, combinable enclosures	Stainless steel, compact enclosures	Page
<b>MKS / MKD Required accessories</b>				
	Not available	Not available	Not available	N/A
<b>MCSS / MCDS Required accessories</b>				
	Not available	Not available	Not available	N/A
<b>EKSS / EKDS Required accessories</b>				
	Not available	Not available	Not available	N/A

## Floor Standing Enclosures Steel Range

### Accessories | Interlocking system

#### Main door interlock kit, FMD

**Description:**

Locks or releases the main door after the power has been switched. Universal adapter permits all popular manufacturers variable depth actuators without modification.

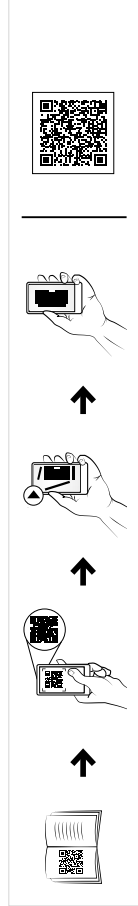

**Material:**

Zinc plated steel.

**Pack quantity:**

1 piece with mounting material.

W	Item no.
600	FMD01
800	
1000	
1200	



#### System actuator, FMA

**Description:**

Used with suited multiple enclosure installations. Activates the locking of the slave doors when the master door is closed. One per master door.

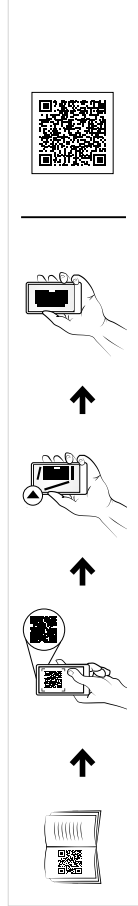
**Material:**

Zinc plated steel.

**Pack quantity:**

1 piece with mounting material.

W	Item no.
600	FMA01
800	
1000	
1200	



#### Interlock bars, FMB

**Description:**

For MCF/MCS enclosures. Interlock rods mechanically link all slave doors to the master door. Rod length corresponds to enclosure door width.

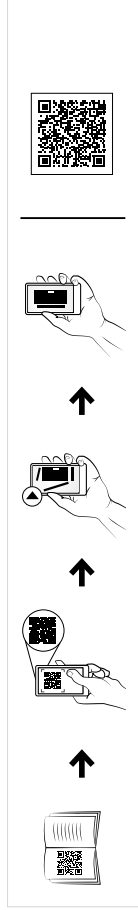
**Material:**

Zinc plated steel.

**Pack quantity:**

5 pieces with mounting material.

W	Item no.
600	FMB600
800	FMB800
1000	FMB1000
1200	FMB1200



#### Slave door interlock kit, FMS

**Description:**

Mounted to the slave door of both single and double door enclosures. Slave door is prevented from opening when master door is closed. This safety feature can be activated separately even when the main door interlocking device is not installed. One set per slave door is needed.

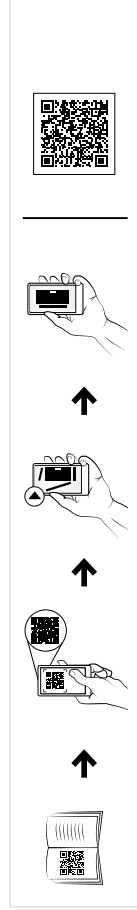
**Material:**

Zinc plated steel.

**Pack quantity:**

1 set with mounting material.

W	Item no.
600	FMS01
800	
1000	
1200	





# Floor Standing Enclosures Steel Range

## Accessories | Partial doors

### Partial doors

Mild steel, combinable enclosures

MCS / MCD

Required accessories

Page

VERTICAL DIVISION	Vertical division with front hole pattern	Vertical dividers, CDV	206
	Vertical division with front and rear hole pattern	Vertical dividers, CDV Vertical dividing bars, VB One piece Fixing brackets, VBK	206 115 115
	Vertical division with front, rear, top and bottom hole pattern	Vertical dividers, CDV Vertical dividing bars, VB One piece Depth dividing bars, VBD Fixing brackets, VBK	206 115 115 115
VERTICAL SECTION WITH PLAIN TOP AND BOTTOM FRONT PANELS	Vertical section with partial doors and panels	Top and bottom panels, DPC Configuration of partial doors, DP Configuration of partial panels, DPP Horizontal dividers, CDH Qty = N° of DP + N° of DPP + 1 * Partial doors, DP, and partial panels, DPP, can be used in different configurations to cover an enclosure. The area that can be covered is the enclosure height, less 200 mm.	207 208 209 206
	Vertical section with door for cabling	Top and bottom panels, DPC Cable space door, DPA Height of the enclosure, less 200 mm Horizontal dividers, CDH, 2 pcs	207 210 206
	Vertical section with panel for busbars	Vertical front panel, DPB Total height of the enclosure	210
VERTICAL SECTION WITH VENTILATED TOP AND BOTTOM FRONT PANELS	Vertical section with partial doors and panels	Ventilated top and bottom panels, DPCV Configuration of partial doors, DP Configuration of partial panels, DPP Horizontal dividers, CDH Qty = N° of DP + N° of DPP + 1 * Partial doors, DP, and partial panels, DPP, can be used in different configurations to cover an enclosure. The area that can be covered is the enclosure height, less 200 mm.	207 208 209 206
	Vertical section with door for cabling	Ventilated top and bottom panels, DPCV Cable space door, DPA Height of the enclosure, less 200 mm Horizontal dividers, CDH, 2 pcs	207 210 206
	Vertical section with panel for busbars	Vertical front panel, DPB Total height of the enclosure	210

Mild steel, compact enclosures

MKS / MKD

Required accessories

Page

VERTICAL DIVISION	Vertical dividers, CDV	206
	Vertical dividers, CDV Vertical dividing bars, VB One piece Fixing brackets, VBK	206 115 115
	Vertical dividers, CDV Vertical dividing bars, VB One piece Depth dividing bars, VBD Fixing brackets, VBK	206 115 115 115
VERTICAL SECTION WITH PLAIN TOP AND BOTTOM FRONT PANELS	Top and bottom panels, DPC Configuration of partial doors, DP Configuration of partial panels, DPP Horizontal dividers, CDH Qty = N° of DP + N° of DPP + 1 * Partial doors, DP, and partial panels, DPP, can be used in different configurations to cover an enclosure. The area that can be covered is the enclosure height, less 200 mm.	207 208 209 206
	Top and bottom panels, DPC Cable space door, DPA Height of the enclosure, less 200 mm Horizontal dividers, CDH, 2 pcs	207 210 206
	Vertical front panel, DPB Total height of the enclosure	210
VERTICAL SECTION WITH VENTILATED TOP AND BOTTOM FRONT PANELS	Ventilated top and bottom panels, DPCV Configuration of partial doors, DP Configuration of partial panels, DPP Horizontal dividers, CDH Qty = N° of DP + N° of DPP + 1 * Partial doors, DP, and partial panels, DPP, can be used in different configurations to cover an enclosure. The area that can be covered is the enclosure height, less 200 mm.	207 208 209 206
	Ventilated top and bottom panels, DPCV Cable space door, DPA Height of the enclosure, less 200 mm Horizontal dividers, CDH, 2 pcs	207 210 206
	Vertical front panel, DPB Total height of the enclosure	210

Stainless steel, combinable enclosures

MCSS / MCDS

Required accessories

Page

VERTICAL DIVISION	Vertical dividers, CDV	206
	Vertical dividers, CDV Vertical dividing bars, VB One piece Fixing brackets, VBK	206 115 115
	Vertical dividers, CDV Vertical dividing bars, VB One piece Depth dividing bars, VBD Fixing brackets, VBK	206 115 115 115
VERTICAL SECTION WITH PLAIN TOP AND BOTTOM FRONT PANELS	Top and bottom panels, DPC Configuration of partial doors, DP Configuration of partial panels, DPP Horizontal dividers, CDH Qty = N° of DP + N° of DPP + 1 * Partial doors, DP, and partial panels, DPP, can be used in different configurations to cover an enclosure. The area that can be covered is the enclosure height, less 200 mm.	207 208 209 206
	Top and bottom panels, DPC Cable space door, DPA Height of the enclosure, less 200 mm Horizontal dividers, CDH, 2 pcs	207 210 206
	Vertical front panel, DPB Total height of the enclosure	210
VERTICAL SECTION WITH VENTILATED TOP AND BOTTOM FRONT PANELS	Ventilated top and bottom panels, DPCV Configuration of partial doors, DP Configuration of partial panels, DPP Horizontal dividers, CDH Qty = N° of DP + N° of DPP + 1 * Partial doors, DP, and partial panels, DPP, can be used in different configurations to cover an enclosure. The area that can be covered is the enclosure height, less 200 mm.	207 208 209 206
	Ventilated top and bottom panels, DPCV Cable space door, DPA Height of the enclosure, less 200 mm Horizontal dividers, CDH, 2 pcs	207 210 206
	Vertical front panel, DPB Total height of the enclosure	210

Stainless steel, compact enclosures

EKSS / EKDS

Required accessories

Page

VERTICAL DIVISION	Vertical dividers, CDV	206
	Vertical dividers, CDV Vertical dividing bars, VB One piece Fixing brackets, VBK	206 115 115
	Vertical dividers, CDV Vertical dividing bars, VB One piece Depth dividing bars, VBD Fixing brackets, VBK	206 115 115 115
VERTICAL SECTION WITH PLAIN TOP AND BOTTOM FRONT PANELS	Top and bottom panels, DPC Configuration of partial doors, DP Configuration of partial panels, DPP Horizontal dividers, CDH Qty = N° of DP + N° of DPP + 1 * Partial doors, DP, and partial panels, DPP, can be used in different configurations to cover an enclosure. The area that can be covered is the enclosure height, less 200 mm.	207 208 209 206
	Top and bottom panels, DPC Cable space door, DPA Height of the enclosure, less 200 mm Horizontal dividers, CDH, 2 pcs	207 210 206
	Vertical front panel, DPB Total height of the enclosure	210
VERTICAL SECTION WITH VENTILATED TOP AND BOTTOM FRONT PANELS	Ventilated top and bottom panels, DPCV Configuration of partial doors, DP Configuration of partial panels, DPP Horizontal dividers, CDH Qty = N° of DP + N° of DPP + 1 * Partial doors, DP, and partial panels, DPP, can be used in different configurations to cover an enclosure. The area that can be covered is the enclosure height, less 200 mm.	207 208 209 206
	Ventilated top and bottom panels, DPCV Cable space door, DPA Height of the enclosure, less 200 mm Horizontal dividers, CDH, 2 pcs	207 210 206
	Vertical front panel, DPB Total height of the enclosure	210

# Floor Standing Enclosures Steel Range

## Accessories | Partial doors

### Vertical dividers, CDV

**Description:**

The profile is identical to the enclosure's frame and provides vertical separation of the enclosure when partial doors or panels are fitted. Can be mounted in 200 mm steps.

**Material:**

Front profile: 2 mm mild steel, inner profile: 1.75 mm zinc plated steel.

**Finish:**

RAL 7035 structured powder coating.

**Pack quantity:**

1 set of profiles with mounting accessories.

For enclosure		Item no.
H	1800	CDV1800RS
	2000	CDV2000RS
	2200	CDV2200RS

### Horizontal dividers, CDH

**Description:**

Used when the enclosure requires horizontal separation for partial doors or panels. Mounted on the outside hole pattern of the combinable mild steel floor standing enclosure range.

**Material:**

2 mm zinc plated steel.

**Mounting requirements:**

CDH pieces = number of door DP and/or panels DPP + 1.

**Pack quantity:**

2 profiles with mounting accessories.

W	Item no.
400	CDH400
600	CDH600
800	CDH800

### Horizontal dividers, CDHK

**Description:**

Used when the enclosure requires horizontal divisions. Can be mounted on the hole pattern of the compact mild steel floor standing enclosure range.

**Material:**

2 mm zinc plated steel.

**Mounting requirements:**

CDHK pieces = number of door DP and/or panels DPP + 1.

**Pack quantity:**

2 profiles with mounting accessories.

W	Item no.
400	CDHK400
600	CDHK600
800	CDHK800

### Top and bottom panels, DPC

**Description:**

Required to cover the remaining space at the top and bottom. Used in combination with horizontal dividers CDH/CDHK, partial doors DP, partial panels DPP and cable space door DPA.

**Material:**

1.75 mm steel plate.

**Finish:**

RAL 7035 structured powder coating.

**Protection:**

Complies with IP 44. For IP 21 delivered without gasket.

**Mounting requirements:**

DPC covers 200 mm in height of the enclosure. So for a 2000 mm high enclosure when DPC is used, there is 1800 mm space left for partial doors/panels.

**Pack quantity:**

Top and bottom panel with mounting accessories.

For enclosure			Item no.	
H	100+70	W	400	DPC0714RS
	100+70		600	DPC0716RS
	100+70		800	DPC0718RS

### Ventilated top and bottom panels, DPCV

**Description:**

Required to cover the remaining space at the top and bottom. With ventilation slots for added heat dissipation in switching enclosures. Used in combination with horizontal dividers CDH/CDHK, partial doors DP, partial panels DPP and cable space door DPA.

**Material:**

1.75 mm steel plate.

**Finish:**

RAL 7035 structured powder coating.

**Protection:**

Complies with IP 20.



**Mounting requirements:**

DPCV covers 200 mm in height of the enclosure. So for a 2000 mm high enclosure when DPCV is used, there is 1800 mm space left for partial doors/panels.

**Pack quantity:**

2 panels with mounting accessories.

For enclosure			Item no.
W	H (top)	H (bottom)	DPCV0714RS
400	70	100	DPCV0716RS
600	70	100	DPCV0718RS
800	70	100	DPCV0718RS



## Floor Standing Enclosures Steel Range

### Accessories | Partial doors

#### Partial doors, DP

**Description:**

To divide the enclosure front into sections when used in conjunction with the horizontal divider CDH/CHDK. Equipped with double-bit 3 mm lock (1 lock up to 400 mm, over 400 mm height 2 locks).

**Material:**

1.75 mm steel plate.

**Finish:**

RAL 7035 structured powder coating.

**Protection:**

Complies with IP 44.

**Pack quantity:**

1 door with hinges, locks and mounting accessories.

**Mounting requirements:**

Add CDH for MC frames and use CDHK for MK frames. Use DPC/DPCV for top and bottom panels.

For enclosure			
H	W	Item no.	
150	400	DP01504R5	
150	600	DP01506R5	
150	800	DP01508R5	
200	400	DP02004R5	
200	600	DP02006R5	
200	800	DP02008R5	
250	400	DP02504R5	
250	600	DP02506R5	
250	800	DP02508R5	
300	400	DP03004R5	
300	600	DP03006R5	
300	800	DP03008R5	
400	400	DP04004R5	
400	600	DP04006R5	
400	800	DP04008R5	
500	400	DP05004R5	
500	600	DP05006R5	
500	800	DP05008R5	
600	400	DP06004R5	
600	600	DP06006R5	
600	800	DP06008R5	
800	600	DP08006R5	
800	800	DP08008R5	
1000	600	DP10006R5	
1000	800	DP10008R5	
1200	600	DP12006R5	
1200	800	DP12008R5	

#### Partial panels, DPP

**Description:**

To divide the enclosure front into sections when used in conjunction with the horizontal divider CDH/CDHK when no door is required.

**Material:**

1.75 mm steel plate.

**Finish:**

RAL 7035 structured powder coating.

**Protection:**

Complies with IP 44.


**Pack quantity:**

1 panel with mounting accessories.

**Mounting requirements:**

Add CDH for MC frames and use CDHK for MK frames. Use DPC/DPCV for top and bottom panels.

H	W	Item no.	
100	400	DPP01004R5	
100	600	DPP01006R5	
100	800	DPP01008R5	
150	400	DPP01504R5	
150	600	DPP01506R5	
150	800	DPP01508R5	
200	400	DPP02004R5	
200	600	DPP02006R5	
200	800	DPP02008R5	
250	400	DPP02504R5	
250	600	DPP02506R5	
250	800	DPP02508R5	
300	400	DPP03004R5	
300	600	DPP03006R5	
300	800	DPP03008R5	
400	400	DPP04004R5	
400	600	DPP04006R5	
400	800	DPP04008R5	



## Floor Standing Enclosures Steel Range

### Accessories | Partial doors

#### Cable space doors, DPA

**Description:**

To close a vertical cable section. Used in combination with CDV. In order to close the front, top and bottom panels DPC/DPCV are required.

**Material:**

2 mm steel plate.

**Finish:**

RAL 7035 structured powder coating.

**Protection:**

Complies with IP 44.

**Mounting requirements:**

Add CDH for MC frames and use CDHK for MK frames.

**Pack quantity:**

1 door with hinges and equipped with double-bit 3 mm espagnolette locking system.

H	W	Item no.
1600	400	DPA1604RS
1600	600	DPA1606RS
1800	400	DPA1804RS
1800	600	DPA1806RS
2000	400	DPA2004RS
2000	600	DPA2006RS

#### Partial doors for monitor, DPM

**Description:**

For monitor size 14"-21". Used in combination with the hinged keyboard tray DPK, allows the installation of a PC in any floor standing enclosure. The remaining space will be filled with top and bottom panels DPC and partial doors DP.

**Material:**

1,75 mm steel plate, viewing area: 4 mm safety glass.

**Finish:**

RAL 7035 structured powder coating.

**Protection:**

Complies with IP 44.

**Pack quantity:**

1 door with hinges and double-bit 3 mm lock.

**Mounting requirements:**

To be used in combination with keyboard tray DPK. Recommended in combination with CDH to avoid a gap between the above/below panels.

H	W	N° of locks	Item no.
500	600	2	DPM0506RS
600	600	2	DPM0606RS



#### Vertical front panels, DPB

**Description:**

In order to cover vertical busbar space. Used in combination with CDV.

**Material:**

2 mm steel plate.

**Finish:**

RAL 7035 structured powder coating.

**Protection:**

Complies with IP 44.

**Pack quantity:**

1 panel with mounting accessories.

For enclosure		W	Item no.
H	1800	200	DPB18002RS
	2000	200	DPB20002RS
	2200	200	DPB22002RS



#### Hinged keyboard tray, DPK

**Description:**

Horizontal hinged keyboard tray with lateral sliding mouse pad (L-H, or R-H). Equipped with panel stay. When the tray is folded out, the enclosure is sealed for dust ingress by a closed chamber.

**Material:**

1,75 mm steel plate.

**Finish:**

RAL 7035 structured powder coating.

**Protection:**

Complies with IP 44.

**Sizes:**

Max keyboard height 50 mm, width 470 mm, depth 185 mm.

**Pack quantity:**

1 door with hinges, lock, keyboard mounting support, mouse pad and mounting accessories.

H	W	Item no.
250	600	DPK06RS



# Floor Standing Enclosures Steel Range

## Accessories | Baying & lifting

### Enclosure baying

Mild steel, combinable enclosures

MCS / MCD

	Required accessories	Page
<b>SIDE BY SIDE BAYING</b>		
Simple internal baying, not to be lifted	Internal baying brackets, CCI Side panels, SPM	215 214
Simple external baying, not to be lifted *1	External baying brackets, CCE Side panels, SPM	216 214
Simple external baying with small partial doors configuration, not to be lifted *1	External baying brackets, CCE, 3 pcs Short external baying brackets, CCEH, 3 pcs Side panels, SPM	216 217 214
Internal baying, for when the assembly is to be lifted *2	Internal baying brackets, CCI Corner baying brackets, CCM Side panels, SPM	215 216 214
External baying, for when the assembly will be lifted *1 *2	External baying brackets, CCE Corner baying brackets, CCM Side panels, SPM	216 216 214

\*1 The rear panel and the enclosure door must be removed to mount the baying brackets

\*2 The filler plate, MPF, must be moved forward 75 mm to the front from the most rear position

Mild steel, compact enclosures

MKS / MKD

Required accessories	Page	Required accessories	Page
Not available	N/A	Internal baying brackets, CCI Stainless steel side panels, SPMS	215 215
Not available	N/A	Not available	N/A
Not available	N/A	Not available	N/A
Not available	N/A	Internal baying brackets, CCI Corner baying brackets, CCM Stainless steel side panels, SPMS	215 216 215
Not available	N/A	Not available	N/A

Stainless steel, combinable enclosures

MCSS / MCDS

Required accessories	Page	Required accessories	Page
Not available	N/A	Internal baying brackets, CCI Stainless steel side panels, SPMS	215 215
Not available	N/A	Not available	N/A
Not available	N/A	Not available	N/A
Not available	N/A	Internal baying brackets, CCI Corner baying brackets, CCM Stainless steel side panels, SPMS	215 216 215
Not available	N/A	Not available	N/A

Stainless steel, compact enclosures

EKSS / EKDS

Required accessories	Page	Required accessories	Page
Not available	N/A	Not available	N/A
Not available	N/A	Not available	N/A
Not available	N/A	Not available	N/A
Not available	N/A	Not available	N/A
Not available	N/A	Not available	N/A

\*1 The rear panel and the enclosure door must be removed to mount the baying brackets

\*2 The filler plate, MPF, must be moved forward 75 mm to the front from the most rear position

### BAYING IN DEPTH

Rear to rear	Depth baying kit, CJDN Side panels, SPM One per enclosure	217 214
--------------	---	------------

### CORNER BAYING

Two lines of enclosures with the same depth or different depths	The combinable MCS enclosure must be used in the corner of two enclosure lines, with the side having the same dimension as the corresponding side dimension of one line, and the front or rear corresponding to the side dimension of the second line. Corner baying kit, CJDS Side panels, SPM, 1 pc for each line of enclosures with proper depth	218 214
---	---	------------

### OTHER ACCESSORIES

Separation between two bayed enclosures (no IP test done)	Separation plate, SPD Separation plate brackets, CCJ	218 219
Separation between two bayed enclosures, IP 43	Separation plate, SPD Separation plate brackets, CCJ Separation plate gasket, SPDG	218 219 220
Lifting	Lifting eyes, LE, 4 pcs per enclosure assembly Lifting devices, LC, 2 pcs per enclosure joining	220 221

## Floor Standing Enclosures Steel Range

### Accessories | Baying & lifting

#### Side panels, SPM

**Description:** Easy one man assembly. Sealed by an extruded, one piece polyurethane gasket and mounted with 8 screws. Can be replaced by the side door DS.

**Material:** 1.5 mm steel plate.

**Finish:** RAL 7035 structured powder coating.

**Protection:** IP 55 | TYPE 12, 13 in combination with MCS. IP66 | TYPE 4, 12, 13 in combination with MCS-HP.

**Pack quantity:** 2 panels with mounting accessories.

For enclosure			Item no.
H	D		
1100	600		SPM1106RS
1400	600		SPM1406RS
1600	600		SPM1606RS
1800	400		SPM1804RS
1800	500		SPM1805RS
1800	600		SPM1806RS
1800	800		SPM1808RS
2000	400		SPM2004RS
2000	500		SPM2005RS
2000	600		SPM2006RS
2000	800		SPM2008RS
2200	600		SPM2206RS
2200	800		SPM2208RS

#### Side panels, stainless steel, SPMS

**Description:** Easy one man assembly. Sealed by an extruded, one piece polyurethane gasket and mounted with 8 screws.

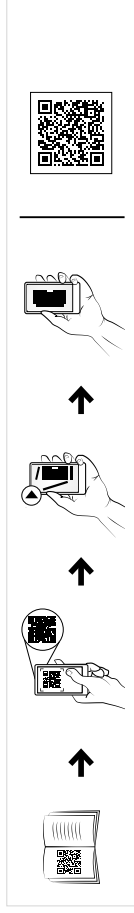
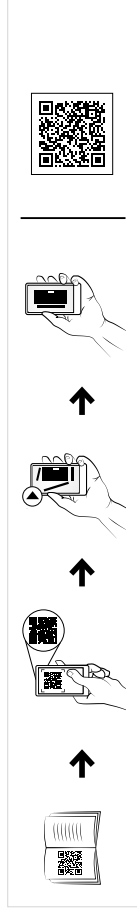
**Material:** 1.5 mm AISI 304 / AISI 316L pre-grained stainless steel.

**Finish:** 400 pre-grained stainless steel.

**Protection:** IP 55 | TYPE 12, 13 in combination with MCS. IP66 | TYPE 4X, 12, 13 in combination with MCS-HP.

**Pack quantity:** 2 panels with mounting accessories.

For enclosure			Item no.
H	W		
1800	500		SPMS1805
1800	500		SPMS1805-316
2000	600		SPMS2006
2000	600		SPMS2006-316



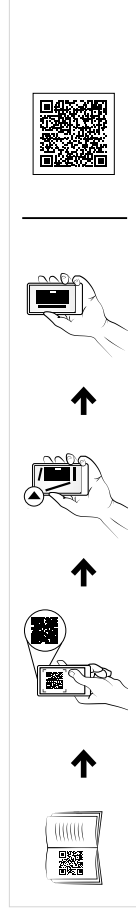
#### Internal baying brackets, CCI

**Description:** Quick fixation baying brackets provide a rigid reinforcement of the enclosure assembly. The correct spacing between the enclosures is assured. Tools are not required for installation.

**Material:** 3 mm zinc plated steel

**Pack quantity:** 6 brackets with mounting accessories.

Item no.
CCI06





# Floor Standing Enclosures Steel Range

## Accessories | Baying & lifting

### Internal corner baying kit, CCM

**Description:** For extra support when bayed enclosures are fully equipped and require lifting. Can be used together with SPD separation plates.

**Material:** 3 mm zinc plated steel.

**Pack quantity:** 4 brackets with mounting accessories.

**Item no.**  
CCM04



### Short external baying brackets, CCEH

**Description:** Short brackets mounted on the outside hole pattern of the frame of the bayed enclosures with an "auto spacer" function. Specially designed for small doors/panels configuration. This method of baying mild steel enclosures has also the advantage of creating a direct earthing connection between the enclosure frames.

**Material:** 3 mm zinc plated steel.

**Pack quantity:** 6 brackets with mounting material.

**Item no.**  
CCEH06



### External baying brackets, CCE

**Description:** Brackets mounted on the outside hole pattern of the frame ensuring a strong and 3-dimensional alignment of the mild steel bayed enclosures with an "auto spacer" function. This method of baying enclosures also has the advantage of creating a direct earthing connection between the enclosure frames.

**Material:** 3 mm zinc plated steel.

**Pack quantity:** 6 brackets with mounting accessories.

**Item no.**  
CCE06



### Depth baying kit, CJDN

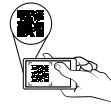
**Description:** For baying enclosures rear to rear.

**Material:** Covers: 2 mm mild steel. Brackets: 3 mm zinc plated steel.

**Finish:** RAL 7035.

**Protection:** IP 55

**Pack quantity:** 1 kit with mounting accessories.



For enclosure			
H	W	Item no.	
1800	600	C-JDN180GR5	
1800	800	C-JDN180BR5	
1800	1000	C-JDN1810R5	
2000	600	C-JDN200GR5	
2000	800	C-JDN200BR5	
2000	1000	C-JDN2010R5	
2200	600	C-JDN220GR5	
2200	800	C-JDN220BR5	

## Floor Standing Enclosures Steel Range

Accessories | Baying & lifting

### Corner baying kit, CJDS


**Description:** The enclosures can be bayed together side to front or side to side. The IP rating is thus maintained.

**Material:** 3 mm zinc plated steel.

**Pack quantity:** 1 set.

**Mounting requirements:** On corner configurations, door hinges must be mounted facing each other on the central area. An extra enclosure is needed in the corner with dimensions corresponding to the depths of the adjacent enclosures.

Item no.
CJDS2



### Separation plates for MCS and MCD enclosures, SPD

**Description:** Separates two bayed MCS/MCD enclosures.

**Material:** 1.5 mm zinc plated steel.

**Mounting requirements:** IP 43 | TYPE 1 sealing can be obtained by using SPDG gasket. CCJ brackets are required to mount the SPD into the enclosures. To bay enclosures together, use CCM and CCI brackets. For EMI shielding the SPDEG gasket must be used.

**Pack quantity:** 1 piece.

For enclosure		
H	D	Item no.
1800	400	SPD1804
1800	500	SPD1805
1800	600	SPD1806
2000	400	SPD2004
2000	500	SPD2005
2000	600	SPD2006
2000	800	SPD2008
2200	600	SPD2206
2200	800	SPD2208



### Separation plates for MCSS, MCDS and ECOM enclosures, SPDS

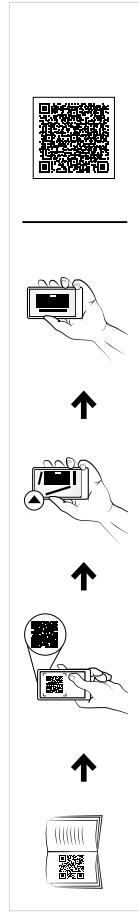
**Description:** Separates two bayed MCSS/MCDS/ECOM enclosures.

**Material:** 1.5 mm zinc plated steel.

**Mounting requirements:** IP 43 | TYPE 1 sealing can be obtained by using SPDG gasket. CCJ brackets are required to mount the SPDS into the enclosures. To bay enclosures together, use CCM and CCI brackets. For EMI shielding the SPDEG gasket must be used.

**Pack quantity:** 1 piece.

For enclosure		
H	D	Item no.
1800	500	SPDS1805
2000	600	SPDS2006



### Separation plate brackets, CCJ

**Description:** Mounted to the enclosure's frame. Can be used on both vertical and the horizontal profiles.

**Material:** 3 mm zinc plated steel.

**Pack quantity:** 6 brackets with mounting accessories.

**Item no.** CCJ06



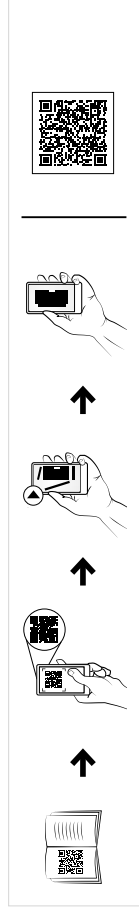
### Separation plate gasket, SPDG

**Description:** To obtain IP 43 | TYPE 1 sealing in combination with the separation plate SPD/SPDS.

**Material:** Neoprene 5x15/20.

**Pack quantity:** 6 m.

**Item no.** SPDG01



# Floor Standing Enclosures Steel Range

## Accessories | Baying & lifting


### Baying gasket for IP66, HPPG01

**Description:** To obtain IP66 | Type 4 (4X), 12, 13 sealing in bayed configuration of MCS-HP/MCSS-HP in combination with CO106 and COM04.

**Material:** EPDM, 5 mm thickness.

**Pack quantity:** 1 pad compatible with all enclosure dimensions.

Item no.
HPPG01



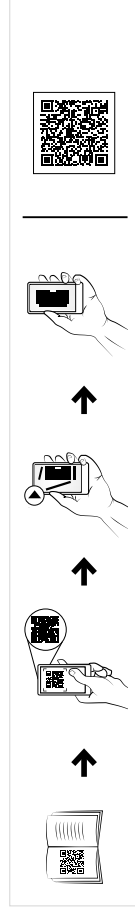
### Lifting eye bolts, LE

**Description:** Mounts directly to the frame corner pieces of the enclosure for when lifting operations are required. Complies with DIN 580 lifting requirements. M12 thread.

**Maximum load:** 3400N per lifting eye with max angle of 45°. Please follow nVent HOFFMAN lifting instructions.

**Pack quantity:** 4 pieces.

Material	Item no.
Zinc plated	LE9304
Stainless steel 304	LE9304SS
Stainless steel 316L	LE9316SS

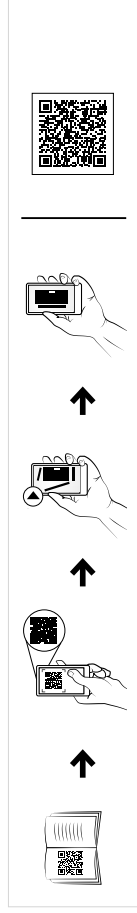


### Lifting devices, LC

**Description:** For optimal weight distribution when lifting bayed enclosures. To be used in combination with baying bracket.

**Pack quantity:** 2 pieces with mounting accessories.

Material	Item no.
Zinc plated	LC02
Stainless steel 316L	LC02-316




### Lifting kit, MCUK

**Description:** For lifting the enclosure together with the top cable frame MCU of 200 mm high. Mounted directly into the enclosure's frame and therefore releasing the MCU from any strain. 300 mm high MCUs must be lifted separately.

**Pack quantity:** 4 spindles with lifting eyes according to DIN 580 lifting instructions.

Item no.
MCUK04



## Floor Standing Enclosures Steel Range

### Accessories | Thermal

#### Ventilation roofs, CVR

**Description:** Raised roof with 2.5 mm ventilation slots and filter material.  
**Material:** 1.5 mm steel plate. Filter material: EU 4 according to DIN 24185.  
**Finish:** RAL 7035 structured powder coating.  
**Temperature resistance:** 100 °C.

**Protection:** Complies with IP 31 | TYPE 1.

**Pack quantity:** 1 piece with mounting brackets and ventilation filter.

**Note:** Increases the enclosure height by 40 mm.

For enclosure			Item no.
W	D		
500	500		CVR0509R5
600	300		CVR0603R5
600	400		CVR0604R5
600	500		CVR0605R5
600	600		CVR0606R5
600	800		CVR0608R5
800	300		CVR0803R5
800	400		CVR0804R5
800	500		CVR0805R5
800	600		CVR0806R5
800	800		CVR0808R5
800	900		CVR0809R5
1000	300		CVR1003R5
1000	400		CVR1004R5
1000	500		CVR1005R5
1000	600		CVR1006R5
1000	800		CVR1008R5
1200	300		CVR1203R5
1200	400		CVR1204R5
1200	500		CVR1205R5
1200	600		CVR1206R5
1200	800		CVR1208R5
1600	400		CVR1604R5
1600	500		CVR1605R5
1600	600		CVR1606R5

#### Fan roof plates, CFR

**Description:** For mounting a combination of 6 fans DFN or closing plates DFC for unused holes in the top of the enclosure.

**Material:** 2 mm zinc plated steel.

**Mounting requirements:** Add Ventilation roof CVR. Use fan DFN. Unused holes should be closed with DFC.

**Pack quantity:** 1 piece with mounting accessories.

W	D	N° of cut outs	Item no.
600	600	6	CFR0606
600	800	6	CFR0608
800	600	6	CFR0806
800	800	6	CFR0808

#### Ventilation fans, DFN

**Description:** Two ventilation fan versions: DFN01 for mounting to a surface from below, DFN02 for mounting on top of a surface, with flow always pointing upwards. Extra contact provided for thermostat connection.

**Voltage:** 220-240 VAC.

**Air circulation:** 160 m³/h.

**Power of the fan:** 19 Watt.

**Pack quantity:** 1 set with finger guards and mounting screws.

**Note:** For easy connection use wiring kit DFN61.

Description	Item no.
Inside mounting	DFN01
Top mounting	DFN02

When ventilator holes are not used they can be closed with DFC closing plates.

#### Wiring kit, DFN61

**Description:** Wiring kit for a maximum connection of 6 fans (DFN) and 1 thermostat/hygrostat (ETR/HTE). The thermostat or hygrosat can be connected through the separate terminal mounted on the side.

**Pack quantity:** 1 set containing: 1- 1 DIN rail 15 cm | 1 L-connector block | 1 N-connector block | 1 PE-connector block | 1 Free terminal | 1 Power cable with Schuko/JTE plug, 2.5 m | 6 Pieces blue connection cables 81 cm | 6 Pieces black connection cables 81 cm | 6 Pieces green/yellow earthing cables 81 cm | 6 Pieces self adhesive cable feet | 8 Mounting screws.

Item no.
DFN61


#### Closing plates, DFC

**Description:** Closing plate for an unused fan (DFN) opening.

**Material:** 1.5 mm zinc plated steel.

**Pack quantity:** 4 piece with mounting accessories.

Item no.
DFC04



## Floor Standing Enclosures Steel Range

### Accessories | Thermal

#### Spacer kits, CVK

**Description:** Provides ventilation by raising the enclosure's roof panel 15 mm (CVK15), 50 mm (CVK50).

**Material:** Zinc plated steel.

**Pack quantity:** 4 pieces with mounting accessories.

Description	Item no.
Raises the roof 15 mm	CVK15
Raises the roof 50 mm	CVK50



#### Ventilated bottom plates, CVB


**Description:** Can be used in combination with a ventilated plinth PV, 33% ventilated.

**Material:** 1.5 mm perforated zinc plated steel.

**Pack quantity:** 3 pieces, 4 pieces for D>600mm, with mounting material.

**Mounting requirements:** Use in combination with ventilated plinths PV.

For enclosure		W	D	Item no.
		600	400	CVB0604
		600	500	CVB0605
		600	600	CVB0606
		800	400	CVB0804
		800	500	CVB0805
		800	600	CVB0806
		1000	400	CVB1004
		1000	500	CVB1005
		1000	600	CVB1006
		1200	600	CVB1206
		1200	800	CVB1208



## Floor Standing Enclosures Steel Range

### Accessories | Cabling

#### Section profiles for cable entry, SCE

**Description:** For sealing the cable entry between gland plates. Forms a tight seal around cables and fills gaps to prevent dust from entering. The foam is pre-fitted in the section profile that can be easily mounted in the bottom plates thanks to its click-in fixing solution. An alternative to the bottom late gasket kit BG01.

**Material:** Extruded PVC section profile. Gasket: adhesive foam with cross-section of 30 x 25 mm.

**Pack quantity:** 1 set consisting of 2 click-in section profiles with foam rubber.

For enclosure		W	Item no.
		600	SCE600
		800	SCE800
		1000	SCE1000
		1200	SCE1200



#### Cable entry foam and bottom plate gaskets, BG

**Description:** The bottom of the enclosure is sealed by the use of an adhesive gasket applied on to the frame around the openings at the bottom of the enclosure. The cables are sealed by the addition of adhesive foam placed between the bottom plates. The elasticity and the size of this foam ensures a tight seal around most cables.

**Pack quantity:** 1.6 m adhesive foam (30 x 25 mm) and 6 m adhesive gasket (4.5 x 8 mm). For 1600 mm wide enclosures please order 2 sets.

Item no.	
	BG01



#### Inside cable fixing bars, CAB

**Description:** Mounted above the bottom plates. Holds standard cable clamps CAC to secure incoming cables. Fully adjustable in depth. When EMC shielded earthing cables are connected to the support bar the Faraday effect will be kept intact for maximum EMI shielding.

**Material:** 2 mm zinc plated steel.

**Pack quantity:** 2 bars with mounting accessories.

**Mounting requirements:** Add CAC clamps depending on diameter of the cable(s).

For enclosure		W	Item no.
		400	CAB400
		600	CAB600
		800	CAB800
		1000	CAB1000
		1200	CAB1200





## Floor Standing Enclosures Steel Range

### Accessories | Cabling

#### Outside cable fixing bars, CABP

**Description:**

Suspended below the bottom plates, thereby maximizing the full usable space in the enclosure. Holds standard cable clamps CAC to secure incoming cables. Fully adjustable in depth. When EMC shielded earthing cables are connected to the support bar the Faraday effect will be kept intact for maximum EMI shielding.

**Material:**

2 mm zinc plated steel.

**Pack quantity:**

2 bars with mounting accessories. For 1200 mm wide, 4 bars with mounting accessories.

**Mounting requirements:**

Add CAC clamps depending on diameter of cable.

For enclosure		
W	Item no.	
400	CABP400	
500	CABP500	
600	CABP600	
800	CABP800	
1000	CABP1000	
1200	CABP1200	

#### Cable clamps, CAC

**Description:**

To secure incoming cables onto the fixing bars CAB and CABP. Holds the cable in position and supports the weight.

**Material:**

Zinc plated steel.

**Pack quantity:**

25 clamps.

**Mounting requirements:**

Add CAB/CABP to mount the cable clamps CAC.

Size	Item no.
06-12	CAC0612
10-14	CAC1014
12-16	CAC1216
14-18	CAC1418
18-22	CAC1822
22-26	CAC2226
26-30	CAC2630
30-34	CAC3034
34-38	CAC3438
38-42	CAC3842
42-46	CAC4246
56-64	CAC5664

#### Split bottom plates stainless steel, CBPS

**Description:**

Fitted in place of the standard one piece bottom plate, allows direct cable entry. To achieve perfect sealing around the cables use the gasket kit BG01.

**Material:**

ANSI 304 / AISI 316L, pre-grained stainless steel.

**Bottom plates:**

1,5 mm.

**Finish:**

400 pre-grained stainless steel.

**Pack quantity:**

1 kit of two part bottom plate.

For enclosure		
W	D	Item no.
600	400	CBPS0640
600	400	CBPS0640-316
600	500	CBPS0650
600	500	CBPS0650-316
600	600	CBPS0660
600	600	CBPS0660-316
800	400	CBPS0840
800	400	CBPS0840-316
800	500	CBPS0850
800	500	CBPS0850-316
800	600	CBPS0860
800	600	CBPS0860-316
1000	400	CBPS1040
1000	400	CBPS1040-316
1000	500	CBPS1050
1000	500	CBPS1050-316
1000	600	CBPS1060
1000	600	CBPS1060-316

For enclosures 1200 mm & 1600 mm wide use 2 x 600 mm & 2 x 800 mm wide bottom plates.

#### Raised side doors, DNSR

**Description:**

A 200 mm wide cover with cable entrances in top and bottom. Supplied with one gland plate and gasket. Hole pattern equals enclosure's frame to mount cable fixing bars.

**Material:**

2 mm.

**Finish:**

RAL 7035 structured powder coating.

**Protection:**

Complies with IP 33 | TYPE 1, in combination with MM connector plate and gasket SPD001. Door frame optional.

**Mounting requirements:**

Add a separation plate SPD or marshalling plate MM to mount connectors and separate the side compartment.

**Pack quantity:**

1 piece with mounting accessories.

For enclosure		
H	D	Item no.
2000	500	DNSR2005R5
2000	600	DNSR2006R5



## Floor Standing Enclosures Steel Range

### Accessories | Cabling

#### Marshalling plates, MM

**Description:**

Connector plate between two enclosures, or to be used in combination with a raised side door (DNSR). Hole pattern for 24 pin connectors. With MMG cover plates, it can be adapted to 16 pin connectors.

**Material:**

2 mm zinc plated steel.

**Pack quantity:**

1 piece.

**Mounting requirements:**

Add CCJ12. Add raised side door DNSR for covering and protection of the connection. Add cover plates MMG for unused out-outs or to adapt to different connector sizes.

For enclosure			
H	D	Item no.	
1800	500	MM1805	
1800	600	MM1806	
2000	500	MM2005	
2000	600	MM2006	

#### Cover plates, MMG

**Description:**

To cover unused connector out-outs of a marshalling plate MM, or to adapt to 16 pins connectors to allow the mix of both connector types.

**Material:**

2 mm zinc plated steel.

**Pack quantity:** For quantity see table including mounting accessories and seal.

Description	Size	Pack quantity	Item no.
Cover plate	16 pin	20	MMG16
Cover plate	24 pin	20	MMG24
Adapter plate	4 x 16 pin	1	MMG0416
Adapter plate	24 - 16 pin	4	MMG2416
Cover plate	4 x 24 pin	1	MMG4024

#### Front/rear top frames, MCU

**Description:**

For cable entry and routing or for installation of a power distribution system. Fixed to the top of the enclosure by four M12 screws. Available in 200 mm and 300 mm heights. The enclosure roof plate CCR can be used to close the top. For lifting a 200 mm high MCU together with an enclosure a separate lifting kit MCLK is needed. 300 mm high MCUs must be lifted separately.

**Side panels:**

MCUP supplied as an accessory.

**Material:**

Frame in 1.75 mm steel plate, panels in 1.35 mm steel plate.

**Finish:**

RAL 7035 structured powder coating.

**Protection:**

Complies with IP 41.

**Pack quantity:**

1 piece with front and back panels including mounting accessories (without roof plate).

For enclosure			
H	W	D	Item no.
200	400	600	MCU2046RS
200	600	500	MCU2065RS
200	600	600	MCU2066RS
200	800	500	MCU2085RS
200	800	600	MCU2086RS
200	1000	500	MCU2105RS
200	1000	600	MCU2106RS
200	1200	500	MCU2125RS
200	1200	600	MCU2126RS
300	600	600	MCU3066RS
300	800	600	MCU3086RS
300	1000	600	MCU3106RS
300	1200	600	MCU3126RS

#### Side top frames, MCUP

**Description:**

For covering the sides of the top cabling frame MCU. Fixed with 4 screws.

**Material:**

1.35 mm steel plate.


**Finish:**

RAL 7035 structured powder coating.

**Pack quantity:**

2 panels with mounting accessories.

For enclosure			
H	D	Item no.	
200	500	MCUP205RS	
200	600	MCUP206RS	
300	600	MCUP306RS	
300	800	MCUP308RS	





# Floor Standing Enclosures Steel Range Accessories | Cabling

## Front/rear bottom frames, PCU

**Description:**

For fixing and routing of cables or mounting of busbar. Identical hole pattern to the enclosure's frame makes all relevant accessories (e.g. CLPF, CLPK, etc) possible to mount. Fixed to the base of the enclosure by M12 screws (provided). Standard height 300 mm (200 mm available on request only).

**Material:** Frame in 1.75 mm steel plate, panels in 1.35 mm steel plate.

**Finish:** RAL 7035 structured powder coating.

**Protection:** Complies with IP 41 | TYPE 1.

**Mounting requirements:** Add side panels PCUP to close the sides.

**Pack quantity:** 1 piece with front and back cover plates with mounting accessories.

For enclosure			
H	W	D	Item no.
300	400	600	PCU30046R5
300	400	800	PCU30048R5
300	600	600	PCU30066R5
300	600	800	PCU30068R5
300	800	600	PCU30086R5
300	800	800	PCU30088R5
300	1000	600	PCU31066R5
300	1000	800	PCU31068R5
300	1200	600	PCU31266R5
300	1200	800	PCU31268R5

## Side panels, PCUP

**Description:**

For covering the sides of the bottom cabling frame PCU. Fixed with 4 screws.

**Material:** 1.35 mm steel plate.

**Finish:** RAL 7035 structured powder coating.

**Pack quantity:** 2 panels with mounting accessories.

For enclosure			
H	W	D	Item no.
300	400	600	PCUP3006R5
300	400	800	PCUP3008R5



# Floor Standing Enclosures Steel Range Accessories | Earthing

## Earthing cables, ECFA

**Description:**

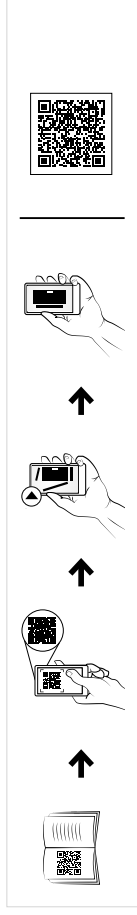
For earthing between metallic parts.

**Material:** 6 mm<sup>2</sup> copper wire (yellow-green).

**Pack quantity:** 10 pieces.

**Mounting requirements:** Add connection set ECF for fixing cable to painted frame.

Length	Connection size	Item no.
220 mm	M6 / M8	ECFA220
300 mm	M8 / M8	ECFA300



## Earthing straps, ECFE

**Description:**

For earthing and potential compensation between panels, parts and the enclosure's frame.

**Length:** 300 mm.

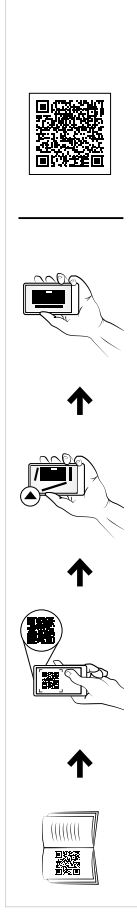
**Material:** Tinned electrolytic copper 0.15 mm wire.

**Working temperature:** Up to 105°C.

**Pack quantity:** 10 pieces.

**Mounting requirements:** Add ECF connection set for fixing strap to painted frame.

Cross sectional area	Holes diam.	Current (A)	Item no.
16 mm <sup>2</sup>	8.5	120 A	ECFE1630
25 mm <sup>2</sup>	10.5	150 A	ECFE2530



## Floor Standing Enclosures Steel Range

### Accessories | Earthing

#### Earthing connections for frames, ECF

**Description:** Earthing connections for fixing the earthing straps and cables to the enclosure's frame.

Bolt size	Item no.
M6	ECF06
M8	ECF08



#### Earthing connection for panels, ECP

**Description:** Earthing connection for fixing the earthing straps and cables to panels, mounting plates or profiles.

Bolt size	Item no.
M6	ECP06
M8	ECP08




#### Central earthing point, ECFP

**Description:** Provides earthing contact surface on horizontal or vertical frame profiles. For a secure earthing point with multiple connections.

**Material:** Galvanized steel.

Pack quantity:	Item no.
3	ECFP08



## Floor Standing Enclosures Steel Range

### Accessories | Protection

#### Protective fan covers, EFCS

**Description:** Provides additional protection to the filter fans against the ingress of water in outdoor or wash down environments. Folded and seam welded. (Machining is required).

**Material:** 1.5 mm stainless steel AISI 304/ AISI 316L.

**Finish:** 400 pre-grained stainless steel.

**Pack quantity:** 1 piece with mounting accessories.

For enclosure				Item no.
H	W	D	Suitable for fans	
275	175	100	EF100 / EF200	EFCS20
375	275	100	EF250 / EF300	EFCS25-30
450	350	100	EF500 / EF700	EFCS50-60
275	175	100	EF100 / EF200	EFCS20-316
375	275	100	EF250 / EF300	EFCS25-30-316
450	350	100	EF500 / EF700	EFCS50-60-316



#### Rain hoods, MSST

**Description:** To be fitted as extra protection on stainless steel enclosures. The roof is slightly sloped and has a dripstrip.

**Material:** 1.5 mm stainless steel AISI 304 / AISI 316L.

**Finish:** 400 pre-grained stainless steel.

For enclosure			Item no.
W	D		
600	400		MSST0640
600	400		MSST0640-316
600	500		MSST0650
600	500		MSST0650-316
600	600		MSST0660
600	600		MSST0660-316
800	400		MSST0840
800	400		MSST0840-316
800	500		MSST0850
800	500		MSST0850-316
800	600		MSST0860
800	600		MSST0860-316
1000	400		MSST1040
1000	400		MSST1040-316
1000	500		MSST1050
1000	500		MSST1050-316
1000	600		MSST1060
1000	600		MSST1060-316
1200	400		MSST1240
1200	400		MSST1240-316
1200	500		MSST1250
1200	500		MSST1250-316
1200	600		MSST1260
1200	600		MSST1260-316
1600	400		MSST1640
1600	400		MSST1640-316



# Floor Standing Enclosures Aluminium Range | Aluminium Combinable, double wall | ECOM

IP 66 | TYPE 4X, 12, 13 | IK 10



# 01

Floor Standing Enclosures

1

**Material:**  
Aluminium ALMg3. Door: 2 mm. Rear panel: 2 mm. Rain hood: 2 mm. Bottom plate: 2 mm.

**Frame:**  
AISI 304L, pre-grained stainless steel. Frame: 1.5 mm. Seam welded reversed open profiles with 25 mm hole pattern according to DIN 43660.

**Door:**  
Double walled with top and bottom ventilation openings, allowing air flow. Mounted with concealed hinges, allowing left or right hand opening.

**Rear panel:**  
Double walled with top and bottom ventilation openings allowing air flow. Fastened from the inside. Standard facilities for rear door mounting.

**Rainhood:**  
Sloped rainhood with integrated rain gutter and ventilation channels around the perimeter.

**Side panels:**  
Supplied as an accessory.

**Bottom plates:**  
One piece bottom plate, with injected polyurethane gasket to ensure maximum sealing.

**Lock:**  
Espagnolette 4-point locking system. Does not interfere with the enclosure inner space. Standard lift handle with security lock.

**Earthing:**  
Internal panels are earthed through their fittings and are equipped with a separate earthing stud.

**Finish:**  
RAL 7035 structured powder coating 100% polyester.

**Protection:**  
Complies with IP 66 | TYPE 4X, 12, 13 | IK 10, when bottom plate is fitted.

**Approvals:**  
Climatic and Chemically active substances resistance according to EN61969-3 "Mechanical structures for electronic equipment. Outdoor enclosures".

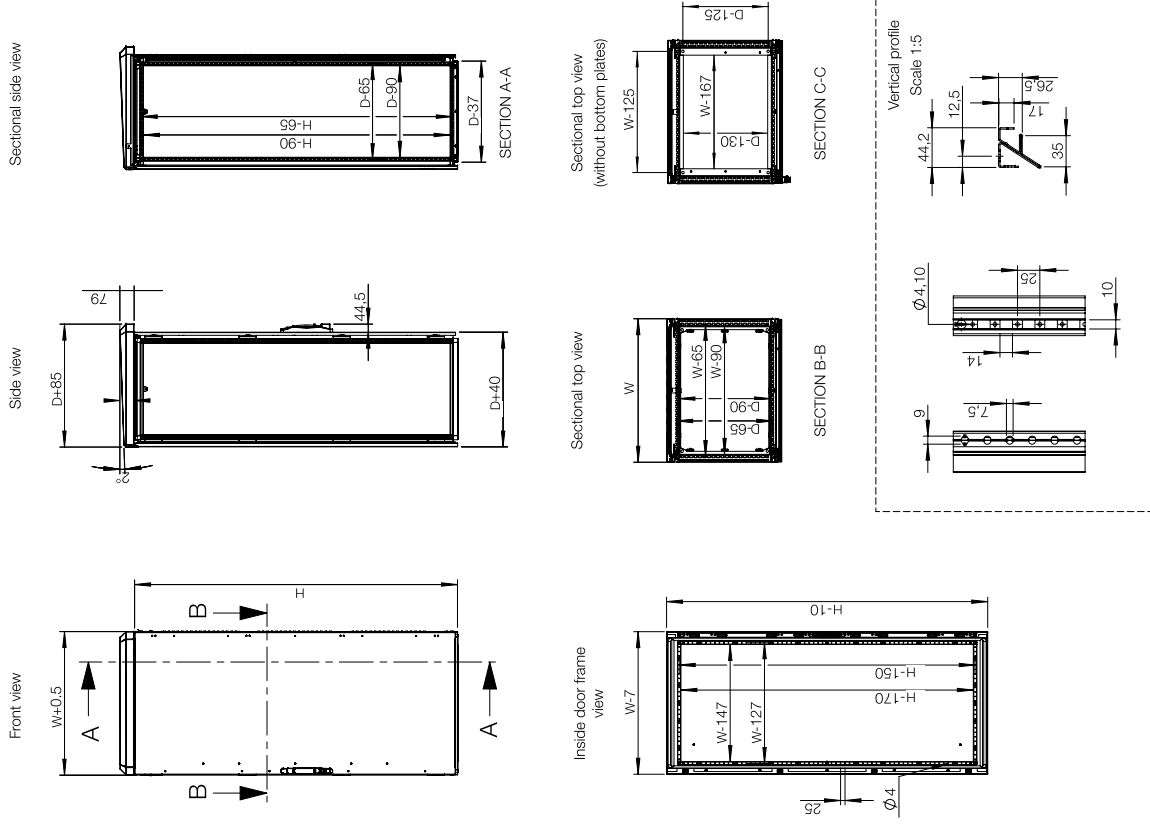
**Delivery:**  
Frame with fitted door and lift handle, rear panel and rain hood. Delivery also includes earthing bolts. Delivered on a pallet which is identical to the width of the enclosure to allow baying without removal. All packing material is recyclable. Mounting plate and side panels are not included in the standard delivery.

CE

IP 66 | TYPE 4X, 12, 13 | IK 10

Without mounting plate

Enclosure dimensions			
H	W	D	Item no.
1600	600	600	ECOM16066
1600	800	600	ECOM16086
1800	600	600	ECOM18066
1800	800	600	ECOM18086
2000	600	600	ECOM20066
2000	800	600	ECOM20086



# Floor Standing Enclosures

## Aluminium Range | Aluminium Compact, double wall | EKOM

IP 66 | TYPE 4X, 12, 13 | IK 10



# 01

Floor Standing Enclosures

1

**Material:**

Aluminium AlMg3. Frame: 2 mm. Door: 2 mm. Rear panel: 2 mm. Rain hood: 2 mm. Double wall: 2 mm.

**Body:**

One piece enclosure body. Integrated depth profiles with hole pattern, allowing mounting plate to be adjusted in depth. The frame in multiple door versions, is divided into individual modules by means of vertical dividers.

**Door:**

Double walled with top and bottom ventilation openings, allowing air flow. Mounted with concealed hinges, allowing left or right hand opening. Multiple door version has individual lockable doors.

**Rear panel:**

Fastened from the inside. Standard facilities for rear door mounting.

**Double wall:**

Rear and lateral double walls with top and bottom ventilation openings allowing air flow.

**Rainhood:**

Sloped rainhood with integrated rain gutter and ventilation channels in the perimeter.

**Lock:**

Espagnolette multiple point locking system. Standard swing handle with security lock.

**Bottom plates:**

Supplied as accessory.

**Earthing:**

All panels are earthed through their fittings and are equipped with a separate earthing stud.

**Finish:**

RAL 7035 structure powder coating 100% polyester.

**Protection:**

Complies with IP 66 | TYPE 4X, 12, 13 | IK 10, when a bottom plate is fitted.

**Approvals:**

Climatic and Chemically active substances resistance according to EN61969-3 "Mechanical structures for electronic equipment. Outdoor enclosures".

**Delivery:**

Frame with fitted door with swinghandle, rear panel, rain hood and double walls. Delivery also includes earthing bolts. Delivered on a pallet which is identical to the width of the enclosure to allow baying without removal. All packing material is recyclable. Mounting plate and bottom plates are not included in the standard delivery.





## Dimensional table | EKOM

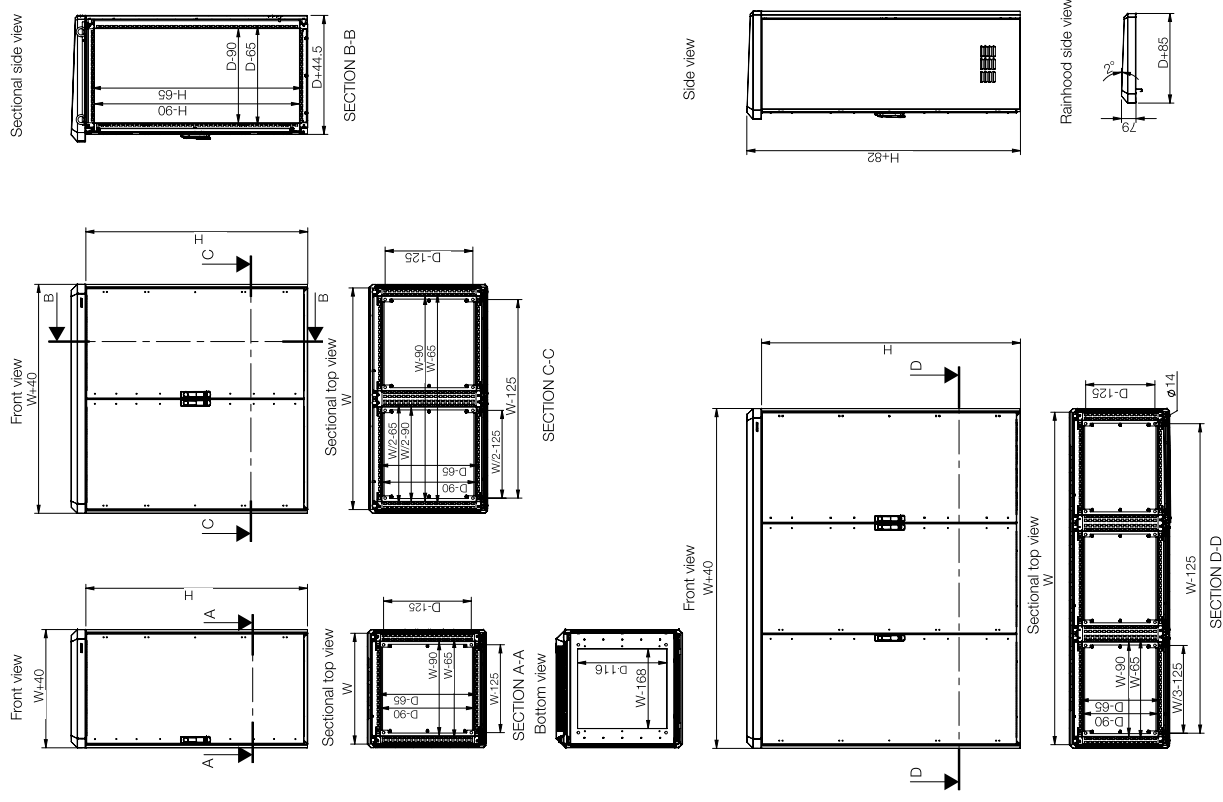
### IP 66 | TYPE 4X, 12, 13 | IK 10

Without mounting plate / bottom plate

Enclosure dimensions				
H	W	D	N° of floors	Item no.
1200	600	600	1	EKOM12066
1200	800	600	1	EKOM12086
1200	1200	600	2	EKOM12126
1400	600	600	1	EKOM14066
1400	800	600	1	EKOM14086
1400	1800	500	3	EKOM14185



## Dimensional drawing | EKOM



# Floor Standing Enclosures

## Aluminium Range | Aluminium Compact, single wall | EKOM-SW

IP 66 | TYPE 4X, 12, 13 | IK 10

# 01

Floor Standing Enclosures

1



**Material:**

Aluminium AIMg3. Frame: 2 mm. Door: 2 mm. Rear panel: 2 mm. Rain hood: 2 mm.

**Body:**

One piece enclosure body. Integrated depth profiles with hole pattern, allowing mounting plate adjustable in depth. The frame in multiple door versions, is divided into individual modules by means of vertical dividers.

**Door:**

Double walled with top and bottom ventilation openings, allowing air flow. Mounted with concealed hinges, allowing left or right hand opening. Multiple door version has individual lockable doors.

**Rear panel:**

Fastened from the inside. Standard facilities for rear door mounting.

**Rainhood:**

Sloped rainhood with integrated rain gutter and ventilation channels in the perimeter.

**Lock:**

Espagnolette multiple point locking system. Standard swing handle with security lock.

**Bottom plates:**

Supplied as accessory.

**Earthing:**

All panels are earthed through their fittings and are equipped with a separate earthing stud.

**Finish:**

RAL 7035 structure powder coating 100% polyester.

**Protection:**

Complies with IP 66 | TYPE 4X, 12, 13 | IK 10, when a bottom plate is fitted.

**Approvals:**

Climatic and Chemically active substances resistance according to EN61969-3 "Mechanical structures for electronic equipment. Outdoor enclosures".

**Delivery:**

Frame with fitted door with swinghandle, rear panel, rain hood. Delivery also includes earthing bolts. Delivered on a pallet which is identical to the width of the enclosure to allow baying without removal. All packing material is recyclable. Mounting plate and bottom plates are not included in the standard delivery.



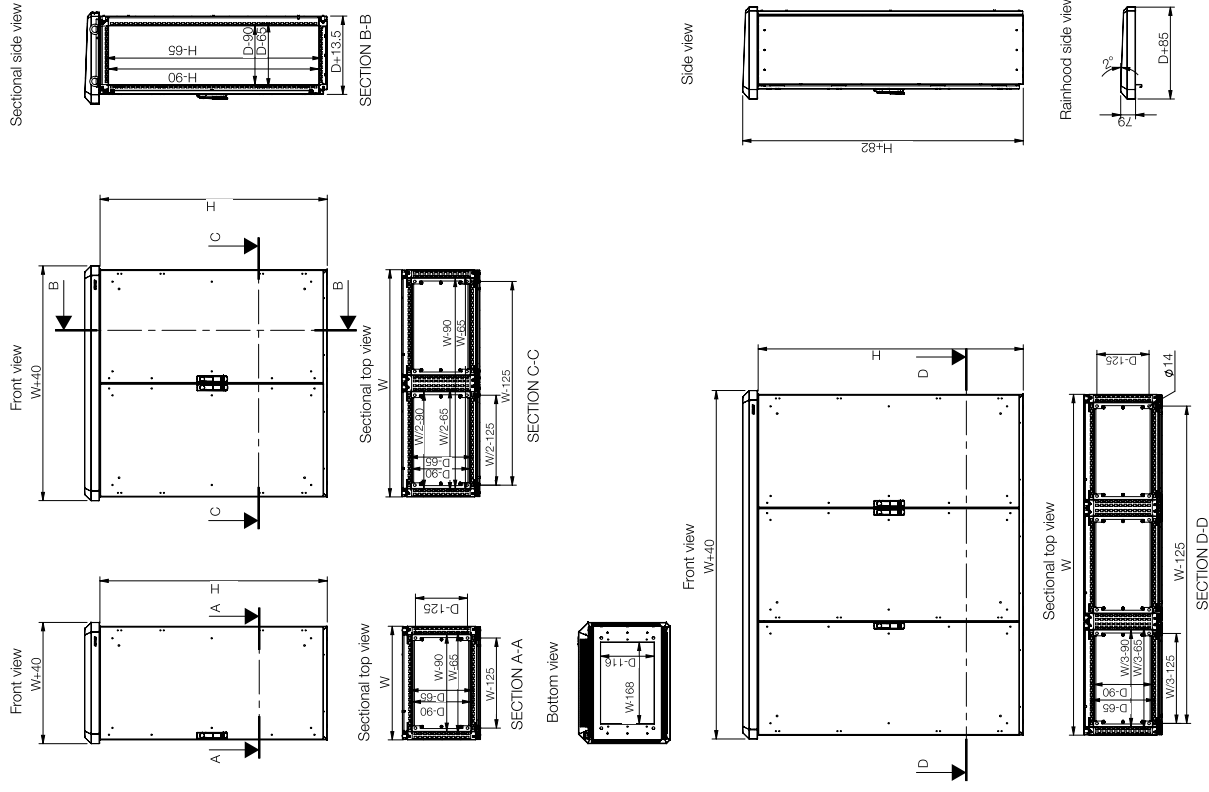


IP 66 | TYPE 4X, 12, 13 | IK 10

Without mounting plate / bottom plate

Enclosure dimensions			
H	W	D	N° of floors
1200	600	400	1
1200	600	600	1
1200	800	400	1
1200	800	600	1
1200	1200	400	2
1400	1800	400	3

Item no.
EKOM12064-SW
EKOM12066-SW
EKOM12084-SW
EKOM12086-SW
EKOM12124-SW
EKOM14184-SW





## Accessories selection matrix | EKOM-SW

Enclosure	Mounting											
	H	W	D	Mounting plate	Aluminium mounting plate	Mounting profile, in H	Mounting profile, in W	Mounting profile, in D	Click in profile, in W	Click in profile, in D	Outer mounting profile, in W	Outer mounting profile, in D
EKOM12064-SW	1200	600	400	MP1206	MPAL1206	CLPF1200	CLPF600	CLPF400	CLPK600	CLPK400	CLP0600	CLP0400
EKOM12066-SW	1200	600	600	MP1206	MPAL1206	CLPF1200	CLPF600	CLPF600	CLPK600	CLPK600	CLP0600	CLP0600
EKOM12084-SW	1200	800	400	MP1208	MPAL1208	CLPF1200	CLPF800	CLPF400	CLPK800	CLPK400	CLP0800	CLP0400
EKOM12086-SW	1200	800	600	MP1208	MPAL1208	CLPF1200	CLPF800	CLPF600	CLPK800	CLPK600	CLP0800	CLP0600
EKOM12124-SW	1200	1200	400	2x MP1206	2x MPAL1206	CLPF1200	2x CLPF600	CLPF400	2x CLPK600	CLPK400	2x CLP0600	CLP0400
EKOM14184-SW	1400	1800	400	3x MP1406	3x MPAL1406	CLPF1400	3x CLPF600	CLPF400	3x CLPK600	CLPK400	3x CLP0600	CLP0400

Enclosure	Mounting				Cable
	H	W	D	Mounting	
EKOM12064-SW	1200	600	400	Carrier bars, in D	Aluminium bottom plates
EKOM12066-SW	1200	600	600	Carrier bars, in D	
EKOM12084-SW	1200	800	400	Carrier bars, in D	Aluminium bottom plates
EKOM12086-SW	1200	800	600	Carrier bars, in D	
EKOM12124-SW	1200	1200	400	Carrier bars, in D	Aluminium bottom plates
EKOM14184-SW	1400	1800	400	Carrier bars, in D	

## Floor Standing Enclosures Aluminium Range Accessories

### Mounting plates aluminium, MPAL

**Description:** Aluminium mounting plate. Fixing bracket kit MPA06 to be ordered separately. For heavy loads in vibrating environments use mounting plate reinforcement profile MPR and MPE or MPEF brackets.

**Material:** 3 mm Aluminium Al Mg3.

**Pack quantity:** 1 piece.

For enclosure			Mounting plate dimensions			Item no.
H	W	H	h	w	W	
1200	600	1094	1094	494	494	MPAL1206
1200	800	1094	1094	694	694	MPAL1208
1400	600	1294	1294	494	494	MPAL1406
1400	800	1294	1294	694	694	MPAL1408
1600	600	1494	1494	494	494	MPAL1606
1600	800	1494	1494	694	694	MPAL1608
1800	600	1694	1694	494	494	MPAL1806
1800	800	1694	1694	694	694	MPAL1808
2000	600	1894	1894	494	494	MPAL2006
2000	800	1894	1894	694	694	MPAL2008



### Side panels aluminium, SPMA

**Description:** Easy one man assembly. Sealed by an extruded, one piece polyurethane gasket and mounted with screws.


**Material:** Aluminium AlMg3.

**Finish:** RAL 7035 structured powder coating 100% polyester.

**Protection:** IP 66 | TYPE 4X, 12, 13.

**Pack quantity:** 2 double wall side panels with mounting accessories.

For enclosure			Item no.
H	D	D	
1600	600	600	SPMA1606
1800	600	600	SPMA1806
2000	600	600	SPMA2006



# Floor Standing Enclosures

## Aluminium Range

### Accessories

#### Aluminium plinth, PFAL

**Description:** Aluminium plinth allows cabling without any restrictions. The plinth consists of two lateral profiles with removable front and rear plates.

**Material:** Aluminium AlMg3.

**Finish:** RAL 7035 polyester powder coated.

**Pack quantity:** 1 plinth with mounting material.

Enclosure dimensions				Item no.
H	W	D		
100	600	400		PFAL1064
100	600	600		PFAL1066
100	800	400		PFAL1084
100	800	600		PFAL1086
100	1200	400		PFAL1124
100	1200	600		PFAL1126
100	1800	400		PFAL1184
100	1800	600		PFAL1185

Note: Plinth 1800 mm wide made of two pieces.

#### Ground mounted plinth, PGM

**Description:** Ground mounted plinth 1000 mm height. Excavation depth: 700-950 mm.

**Material:** 2 mm galvanized steel.

**Finish:** RAL 7035 polyester powder coated.

**Pack quantity:** 1 kit of ground mounted plinth.

For enclosure				Item no.
H	W	D		
1000	600	400		PGM10064
1000	600	600		PGM10066
1000	800	400		PGM10084
1000	800	600		PGM10086
1000	1200	400		PGM10124
1000	1200	600		PGM10126
1000	1800	400		PGM10184



# Floor Standing Enclosures

## Aluminium Range

### Accessories

#### Aluminium bottom plates, CBPA

**Description:** One piece bottom plate.

**Material:** 2 mm Aluminium AlMg3.

**Finish:** RAL 7035 polyester powder coated.

**Pack quantity:** 1 kit of bottom plate.

For enclosure				Item no.
W	D			
600	400			CBPA064
600	500			CBPA065
600	600			CBPA066
800	400			CBPA084
800	600			CBPA086

Note: For enclosures 1200 mm & 1800 mm wide use 2 x 600 mm or 3 x 600 mm wide bottom plates.





# Floor Standing Enclosures EMC Range | Galvanized Steel Single door | MCSE

IP 54 | TYPE 12 | IK 10



# 01

Floor Standing Enclosures

1

**Material:**

Frame: 1.5 mm / 1.75 mm zinc plated steel. Door: 2 mm zinc plated steel. Rear, roof and side panels: 1.5 mm zinc plated steel. Mounting plate: 3 mm galvanized steel. Bottom plates: 1 mm galvanized steel.

**Frame:**

Seam welded reversed open profiles with 25 mm hole pattern, according to DIN 43660. Including integrated external hole pattern.

**Door:**

With 4 hinges allowing left or right hand opening. Including door frame with 25 mm hole pattern. Sealing is attained by a conductive polyurethane EMC gasket.

**Rear panel:**

Fitted by M6 torx screws. Standard facilities for rear door mounting.

**Side panels:**

Supplied as an accessory.

**Roof panel:**

Removable.

**Lock:**

Espagnolette 4-point locking system. Does not interfere with the enclosure inner space. Standard double-bit lock with 3 mm pin. Standard inserts, cylinders, lift handles and Handles are available as accessories.

**Mounting plate:**

Double folded and slides into position. Adjustable in depth by steps of 25 mm, with the MPD02 accessory. In the enclosure delivery, mounting plate is supplied, attached on the outside of the enclosure packaging.

**Bottom plates:**

Consists of three pieces. For 800 mm deep 4 pieces.

**Earthing:**

All panels are earthed through their fittings and are equipped with a separate earthing stud.

**Finish:**

RAL 7035 structure powder coating on the outside only.

**Protection:**

IP 54 | TYPE 12 | IK 10.

**Delivery:**

Frame with fitted door, rear panel, roof panel, bottom plates, mounting plate and door frame. Delivery also includes earthing bolts and EMI conductive combination gasket. Delivered on a pallet which is identical to the width of the enclosure to allow baying without removal. All packing material is recyclable.

**Note:**

Also available in stainless steel (MCSSSE).



# 01


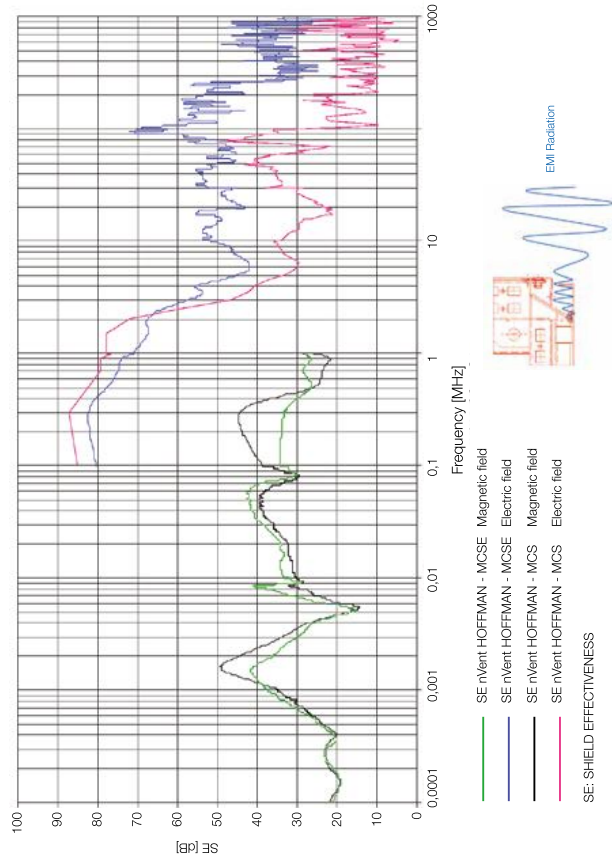
Floor Standing Enclosures

## IP 54 | TYPE 12 | IK 10

Enclosure dimensions			Mounting plate dimensions			Usable depth		Item no.
H	W	D	h	w	d	d		
2000	800	600	1894	694	559	559		MCSE20086RS
2000	800	800	1894	694	759	759		MCSE20088RS

All the MCS standard sizes are available as an EMC version on request, including other dimensions. For EMC sidepanels see SPiVE.

## Dimensional drawing | MCSE



# Floor Standing Enclosures EMC Range Accessories

## Glazed door (61%), DNGE

**Description:**

Standard door fitted with clear safety glass to view the inside of the enclosure. Equipped with double-bit 3 mm lock system and door frame. Allows all options of the locking program. Sealing is maintained by a conductive polyurethane EMC gasket. To ensure the EMI effectiveness a mesh wire is placed behind the glass window with a clearance percentage of 61%. Use hinge kit DNMK if not for replacement of standard door.

**Material:** Frame: 2 mm zinc plated steel. Viewing area: 3 mm clear safety glass.

**Finish:** RAL 7035 structure powder coating on the outside only.

**Protection:** IP 54 | TYPE 12 | IK 07.

**Mounting requirements:** If no door was fitted previously use hinge kit DNMK01.

**Pack quantity:** 1 piece.

H	W	h	w	Item no.
2000	800	1776	615	DNGE2008RS

## Side panels, SPME

**Description:**

For covering the sides of the MCSE enclosures. Equipped with a conductive gasket providing both EMC/IP protection.

**Material:** 1,5 mm zinc plated steel.

**Finish:** RAL 7035 structured powder coating on the outside only.

**Protection:** IP 54 | TYPE 12.

**Pack quantity:** 2 panels with mounting accessories.

For enclosure	H	D	Item no.
2000	2000	600	SPME2006RS
2000	2000	800	SPME2008RS

*Other sizes available on request.*

## Separation plates, SPD EMC

**Description:**

Separates two bayed enclosures. For EMI separation the SPDEG gasket must be fitted.

**Material:** 1,5 mm zinc plated steel.

**Pack quantity:** 1 piece.

**Mounting requirements:** Add CCJ brackets for mounting.

Item no.
SPD2006
SPD2008



## Separation plate brackets, CCJ

**Description:**

Mounted to the enclosure's frame. Can be used on both vertical and the horizontal profiles.

**Material:** 3 mm zinc plated steel.

**Pack quantity:** 6 brackets with mounting accessories.

Item no.
CCJ06

## Gasket for EMC shielding, SPDEG

**Description:**


To obtain an EMC shielded section in a suited panel in combination with the separation plate SPD.

**Material:** Polyurethane foam with conductive layer (UL94HB).

**Protection:** IP 43 | TYPE 1.

**Pack quantity:** 6 m.

Item no.
SPDEG01





## Floor Standing Enclosures EMC Range Accessories

### EMC Filter fans, EFE



**Description:** EMC capable filter fan. Special EMC screen in combination with stainless steel contact strips guarantee good contact with enclosure surface. Cutting edge surface of the enclosure needs to be blank for contact. Long service life.

**Approvals:** CE, GOST, UR, cUL

**Material:** Plastic, UL 94-V0, EMC screen: stainless steel, contact strips.

**Pack quantity:** 1 fan with filter.

230 V AC, 50/60 Hz		EFE+EFAE	Filter mat	Filteration	Service life	Bearing type	Item no.
Unimpeded airflow (m <sup>3</sup> /h)	Efficiency (%)	Air flow (m <sup>3</sup> /h)	(EN779)	efficiency (%)	L10 (40°C) (h)		
61/70	>90	44/52	G4	>90	37.500	Sleeve	EFE200R5
110/125	>90	82/93	G4	>90	37.500	Sleeve	EFE220R5
156/171	>90	116/127	G4	>90	40.000	Ball	EFE250R5
256/292	>90	231/265	G4	>90	40.000	Ball	EFE300R5
480/480	80-90	370/370	G3	80-90	40.000	Ball	EFE500R5
640/633	80-90	445/445	G3	80-90	40.000	Ball	EFE600R5
845/875	80-90	550/625	G3	80-90	40.000	Ball	EFE700R5

### 230 V AC, 50/60 Hz

Noise (dB)	IP	Cut-out (mm)	Weight (kg)	Connection	Current (A)	Power (W)	Fuses (A)	Item no.
44	54	126.5 x 126.5	0.80	Terminal strip	0.12/0.18	19/18	6	EFE200R5
40	54	178 x 178	1.05	Terminal strip	0.12/0.18	19/18	6	EFE220R5
40	54	224 x 224	1.45	Spring type	0.12/0.10	18/17	6	EFE250R5
42	54	224 x 224	1.90	Spring type	0.32/0.26	45/39	6	EFE300R5
54	54	292 x 292	3.85	Spring type	0.35/0.45	80/100	6	EFE500R5
63	54	292 x 292	4.05	Spring type	0.53/0.72	120/160	6	EFE600R5
66	54	292 x 292	4.50	Spring type	0.62/0.86	140/197	6	EFE700R5

IP 55 on request

### EMC Exhaust filter, EFAE



**Description:** Suitable for specific EMC enclosures. Cutting edge surface of the enclosure needs to be blank for contact.

**Material:** Plastic, UL94-V0, EMC screen: stainless steel, contact strips.

**Approvals:** CE, GOST, UR, cUL


**Protection:** IP 54.

**Pack quantity:** 1 filter with housing.

Filter mat (EN779)	Filteration efficiency (%)	Cut out dim.	Depth	Item no.
G4	>90	126.5 x 126.5	26	EFAE200R5
G4	>90	178 x 178	34	EFAE220R5
G4	>90	224 x 224	38	EFAE250-300R5
G3	>90	292 x 292	39	EFAE500-700R5

IP 55 models on request.

### Ventilated bottom plates, CVB EMC



**Description:** Three piece bottom plates. Can be used in combination with a ventilated plinth PV. 33% ventilation.

**Material:** 1.5 mm perforated zinc plated steel

**Pack quantity:** 3 pieces with mounting material.

**Mounting requirements:** Use in combination with ventilated plinths PV.

For enclosure			
W	D	D	Item no.
800	600	600	CVB0806
800	800	800	CVB0808

### EMC cable entry and bottom plate gasket, BGE



**Description:** The bottom of the enclosure is sealed by the use of an adhesive gasket applied to the frame around the bottom opening. The cables are sealed by the addition of adhesive foam placed between the bottom plates. The elasticity and the size of this foam ensures a tight seal around most cables. Adhesive conductive material provides a good contact to shield the transfer of electro magnetic radiation.

**Pack quantity:** 2 m adhesive EMC gasket for cable entry. For 1600 mm wide enclosures please order 2 sets.

Item no.	
BGE01	

### EMC connection bottom plate, CBPE



**Description:** Replaces two parts of the standard three or four piece bottom plates. Due to the hammer head cones, EMI cables can be directly earthed to the bottom plate keeping the "Faraday cage".

**Material:** 1.5 mm zinc-plated steel.

**Pack quantity:** 2 pieces with EMI gasket and mounting accessories.

For enclosure			
W	D	D	Item no.
600	600	600	CBPE0606
600	800	800	CBPE0608
800	600	800	CBPE0806
800	800	800	CBPE0808